

200 Sport

2005



FEATURES

- Limited lifetime warranty on hull and deck
- Mercury Installation Quality Certification – standard 2-year limited engine warranty
- Available in black, blue, green, red, and yellow optional two-tone gel coat finish with sport graphics
- Standard 4.3L 190 hp Alpha I MerCruiser® stern drive
- Custom-fitted tandem-axle trailer with swing-away tongue & brakes
- Power-assisted steering w/tilt wheel
- Clarion® AM/FM/CD stereo standard
- Fiberglass floor with diamond pattern finish & optional snap-in carpet
- LCD hourmeter in tachometer
- Sea Ray Owners Club™ membership

SEA RAY® SPORT BOATS 2005

200 SPORT

Overall length	21' 0"	6.40 m
Beam	8' 0"	2.44 m
Draft		
(stern drive down)	33"	83.3 cm
(stern drive up)	17"	43.2 cm
Dry weight	3,150 lbs	1,428.9 kg
Fuel capacity	37 gal	140 L
Dead rise	20°	20°
Max persons/weight	8/1,120 lbs	8/508 kg
(MWC) max weight persons/gear	1,200 lbs	544.3 kg

Sea Ray
The Standard of Excellence™

200 Sport

2005

Features and Standard Equipment

HULL & DECK FEATURES

Bow & Stern Eyes, Stainless Steel
Cleats, Custom Sea Ray® Thru - Bolted - Stainless Steel (6)
Drain Plug, Brass-Threaded - Garboard
Gel Coat, Pearl
Hardware, Stainless Steel
Light, Stern - Removable
Lights, Navigation - Stainless Steel
Resin, High-Performance Vinylster
Rub Rail, PVC w/Stainless Steel Insert
Ski Tow Eye, Stainless Steel
Storage, Anchor w/Hatch
Swim Platform, Integral w/Stainless Steel Three-Step
Swim Ladder & Grab Handle
Vent System, Engine Compartment - Integral
Windshield, Tempered/Tinted Curved Glass
w/Walk-Thru

Certifications:

Meets Applicable USCG & ABYC Standards
NMMA Certification
Mercury Installation Quality Certification – As a result of achieving the Mercury Marine Installation Quality Certified status, all MerCruiser-powered Sea Ray boats, registered on or after July 5, 2004, will come standard with a two-year Mercury limited engine warranty. Mercury Marine propulsion-installation certification program is a boating industry first.

COCKPIT FEATURES

Armrests, Integral
Beverage Holders (5)
Dash w/Visor, Custom Soft-Touch
Door, Bow Block-Off - Acrylic
Floor, Finished Fiberglass
Glove Box, Lockable - Soft-Touch
Grab Handles
Outlet, 12V Accessory
Stereo, 12V AM/FM Single CD (Clarion®)
w/Weatherproof Speakers (2)
Storage, Side Panels
Storage, Ski/Wakeboard w/Vinyl Matting & Gas-Assisted Fiberglass Lid
Stringer System, Fiberglass
Vinyl, Marine-Grade w/Mildew & UV Protection

TECHNICAL

Helm:

Alarms, Engine - Oil & Water (Audible)
Horn
Instrumentation, Custom Sea Ray Backlit w/Low-Glare Blue Night Lighting & Stainless Steel Bezels
- 4-in-1 Gauge (Includes: Fuel Level, Oil Pressure, Voltmeter, Water Temperature)
- Speedometer
- Tachometer w/LCD Hourmeter
- Trim Gauge
Shift & Throttle Lever w/Trim Switch & Ignition Cutout Switch
Steering, Power-Assisted
Steering, Tilt Wheel
Steering Wheel, Custom-Padded
Switch Panel w/Weatherproof Lighted Chrome
Toggle Switches
Tilt & Trim, Power

Electrical Systems:

Battery Tray w/Mount
Fuse Block
Wiring, Color-Coded w/Chafe Protection

Engine Compartment:

Bilge Pump, 12V Automatic
Blower, 12V Bilge
Fire Extinguisher Discharge Port
Gel-Coated Engine Compartment
Insulated Engine Compartment

Fuel System:

Fuel Lines, USCG - Type A-1
Fuel Tank w/Anti-Siphon Valve & Electric Sending Unit

Trailer, Tandem-Axle - Painted:

Bearing Protection
Brakes, Free-Backing Hydraulic Surge (Single-Axle)
Lights, Submersible
Safety Chains
Straps, Transom Tie-Down
Tires, Radial
Tongue, Swing-Away
Tongue Jack, Swivel
Winch Stand, Adjustable w/Nylon Strap & Hook

STANDARD PROPULSION

4.3L Alpha I MCM Stern Drive (190 hp - 142 kW)
Propeller, Aluminum

Options/Accessories

OPTIONAL PROPULSION

Gasoline Stern Drives:

4.3 MPI Alpha I MCM* (220 hp - 164 kW)
5.0L Alpha I MCM (220 hp - 164 kW)
5.0 MPI Alpha I MCM* (260 hp - 194 kW)
*Fuel-Injected Engines Std. w/Stainless Steel Propeller & Remote Oil Filter

OPTIONAL PACKAGE

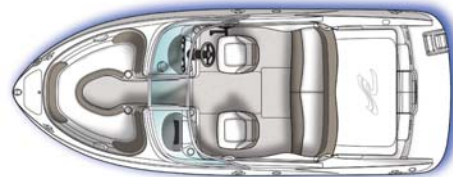
Canvas Package - Convertible Top:

Aft Curtain
Canvas Storage Bag
Cockpit Cover
Convertible Top
Side Curtains
Tonneau Cover
Top Boot

INDIVIDUAL OPTIONS

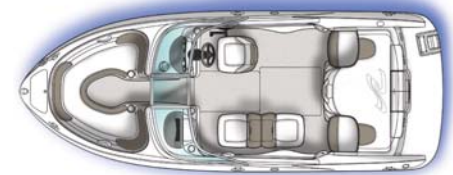
Bucket Seat(s), w/Flip-up Thigh-rise
Canvas, Bimini Top w/Boot w/Stainless Steel Ball & Socket Hardware
Canvas, Cockpit Cover/Tonneau Cover w/Canvas Storage Bag
Carpet Liner, Snap-In
Depth Finder
Graphics, Two-Tone Gel-Coat (Black, Blue, Green, Red or Yellow)
Speakers, Waterproof, Tower-Mounted (Only Available w/Water Sports Tower)
Stereo, Premier Upgrade w/4 Speakers & Digital Remote Control
Tower, Water Sports - Aluminum Tubular w/Integral Bimini Top, Anchor Light & Wakeboard Racks
Trailer Options
- Galvanized Trailer w/Second Axle Disc Brakes
- Painted Trailer w/Second Axle Disc Brakes
Windshield Wiper - Starboard

CE Option



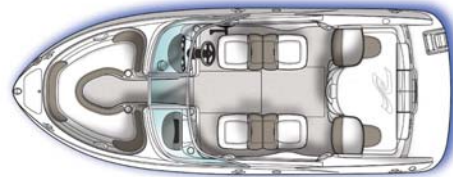
Standard Seating Plan

Bucket Seats (2), w/Sport Logo; Swivel Function;
Slider on Helm
Aft Bench Seat
Full Sun Pad



Optional Seating Plan

Bucket Seat, Helm, w/Sport Logo; Swivel Function;
Slider on Helm
Port Back-to-Back Lounger
Hi-Lo Aft Jump Seats
Motorbox



Optional Seating Plan

Back-to-Back Loungers (2)
Hi-Lo Aft Jump Seats
Motorbox

Sea Ray Boats, 2600 Sea Ray Blvd., Knoxville, TN 37914. For information call 1-800-SRBOATS or fax 1-636-326-3282. Internet address: <http://www.searay.com>

Note: Not all accessories shown in pictures or described herein are standard equipment or even available as options. Options and features are subject to change without notice. Not all model year boats may contain all the features or meet the specifications described herein. Confirm availability of all accessories and equipment with an authorized Sea Ray dealer prior to purchase. Printed in the U.S.A. July 2004 ©Sea Ray Boats.

