

Sea Ray

205 SPORT

2006



HIGHLIGHTS

SPECIFICATIONS

Overall length	21'	6.40 m
Beam	8'	2.44 m
Draft		
(sterndrive down)	33"	83.3 cm
(sterndrive up)	17"	43.2 cm
Dry weight	3,150 lb	1,429 kg
Fuel capacity	37 gal	140 L
Max persons/weight	8/1,120 lbs	508 kg
(MWC) max weight		
persons/gear	1,200 lbs	544 kg
Dead rise	20°	20°

- Limited Lifetime Structural Warranty on hull and deck
- Mercury Installation Quality Certification – standard 2-year limited engine warranty
- Available in black, blue, red, and yellow optional two-tone gel coat finish with sport graphics
- Standard 4.3L 190 hp Alpha I MerCruiser® sterndrive with turn-key start
- Custom-fitted tandem-axle trailer with swing-away tongue and surge brakes
- Power-assisted steering with tilt wheel
- Clarion® AM/FM/CD stereo standard
- Fiberglass floor with diamond pattern finish and optional snap-in carpet
- LCD hourmeter in tachometer
- Sea Ray Owners Club™ membership

FEATURES AND STANDARD EQUIPMENT

HULL & DECK FEATURES

Bow & Stern Eyes, Stainless Steel
Cleats, Custom Sea Ray® Thru - Bolted - Stainless Steel (6)
Drain Plug, Brass-Threaded - Garboard Gel Coat, Pearl
Hardware, Stainless Steel
Light, Stern - Removable
Lights, Navigation - Stainless Steel Resin, High-Performance Vinyl Ester
Rub Rail, PVC w/Stainless Steel Insert
Ski Tow Eye, Stainless Steel
Storage, Anchor w/Hatch

Swim Platform, Integral w/Stainless Steel Three-Step Swim Ladder & Grab Handle
Vent System, Engine Compartment - Integral
Windshield, Tempered/Tinted Curved Glass w/Walk-Thru

Certifications:

Meets Applicable USCG & ABYC Standards
NMMA Certification
Mercury Installation Quality Certification

COCKPIT FEATURES

Armrests, Integral
Beverage Holders (5)
Dash w/Visor, Custom Soft-Touch
Door, Bow Block-Off - Acrylic
Floor, Finished Fiberglass
Glove Box, Lockable - Soft-Touch
Grab Handles
Outlet, 12V Accessory
Stereo, 12V AM/FM Single CD (Clarion®) w/Weatherproof Speakers (2)
Storage, Side Panels

Storage, Ski/Wakeboard w/Vinyl Matting & Gas-Assisted Fiberglass Lid
Stringer System, Fiberglass
Vinyl, Marine-Grade w/Mildew & UV Protection

Seating:

Aft Bench Seat
Bow Rider w/Removable Cushions & Storage Below
Bucket Seats (2), w/Sport Logo; Swivel & Slide Functions
Full Sun Pad

TECHNICAL FEATURES

Helm:

Alarms, Engine - Oil & Water (Audible) Horn
Instrumentation, Custom Sea Ray Backlit w/Low-Glare Blue Night Lighting & Stainless Steel Bezels
- 4-in-1 Gauge (Includes: Fuel Level, Oil Pressure, Voltmeter, Water Temperature)
- Speedometer
- Tachometer w/LCD Hourmeter
- Trim Gauge
Shift & Throttle Lever w/Trim Switch & Lanyard Stop Switch
Steering, Power-Assisted
Steering, Tilt Wheel
Steering Wheel, Custom-Padded
Switch Panel w/Weatherproof Lighted Chrome Toggle Switches
Tilt & Trim, Power

Electrical Systems:

Battery Tray w/Mount
Fuse Block
Wiring, Color-Coded w/Chafe Protection

Engine Compartment:

Bilge Pump, 12V Automatic
Blower, 12V Bilge
Fire Extinguisher Discharge Port
Gel-Coated Engine Compartment
Insulated Engine Compartment

Fuel System:

Fuel Lines, USCG - Type A-1
Fuel Tank w/Anti-Siphon Valve & Electric Sending Unit

Trailer, Tandem-Axle - Painted:

Bearing Protection
Brakes, Free-Backing Hydraulic Surge (Single-Axle)
Lights, Submersible
Safety Chains
Straps, Transom Tie-Down
Tires, Radial
Tongue, Swing-Away
Tongue Jack, Swivel
Winch Stand, Adjustable w/Nylon Strap & Hook

OPTIONS AND ACCESSORIES

OPTIONAL PROPULSION

Gasoline Sterndrives:

4.3L MPI Alpha I MCM*
(220 hp - 164 kW)
5.0L Alpha I MCM w/Turn-Key Start
(220 hp - 164 kW)

5.0L MPI Alpha I MCM*
(260 hp - 194 kW)

*Fuel-Injected Engines Std. w/Stainless Steel Propeller & Remote Oil Filter

OPTIONAL PACKAGES

Canvas Package - Convertible

Top:
Aft Curtain
Canvas Storage Bag
Cockpit Cover
Convertible Top
Side Curtains
Tonneau Cover
Top Boot

Wakeboard Package:


Carpet Liner, Snap-In
Graphics, Extreme Two-Tone Package: (Black, Blue, Red or Yellow)
Rub Rail, Black
Stereo, Premier Upgrade w/4 Speakers, Digital Remote Control & MP3 Port (Replaces Std. Stereo)
Tower, Water Sports - Aluminum Tubular w/Integrated Bimini Top, Anchor Light and Wakeboard Racks
Vinyl, Color Coordinated Interior, Dash Panels

INDIVIDUAL OPTIONS

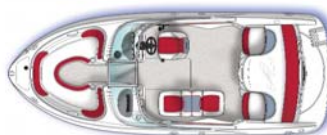
Battery On/Off Switch
Canvas, Bimini Top w/Boot w/Stainless Steel Ball & Socket Hardware
Canvas, Cockpit Cover/Tonneau Cover w/Canvas Storage Bag
Carpet Liner, Snap-In
Compass
Depth Finder
Graphics, Two-Tone Gel-Coat (Black, Blue, Red or Yellow)
Speakers, Waterproof, Tower-Mounted (Only Available w/Water Sports Tower)
Stereo, Premier Upgrade w/4 Speakers, Digital Remote Control & MP3 Port (Replaces Std. Stereo)

Sirius® Satellite Receiver w/Antenna (Requires Premier Stereo Upgrade)
Tower, Water Sports - Aluminum Tubular w/Integral Bimini Top, Anchor Light & Wakeboard Racks
Trailer Options
- Galvanized Trailer w/Second Axle
- Disc Brakes
- Painted Trailer w/Second Axle
- Disc Brakes
Windshield Wiper - Starboard

CE Option




Standard Seating Plan



Optional Seating Plan A

Bucket Seat, Helm, w/Sport Logo; Swivel & Slide Functions
Port Back-to-Back Lounger
Hi-Lo Aft Jump Seats
Motorbox



Optional Seating Plan B

Port Back-to-Back Loungers (2)
Hi-Lo Aft Jump Seats
Motorbox

Sea Ray Boats, 2600 Sea Ray Blvd., Knoxville, TN 37914. For information call 1-800-SRBOATS or fax 1-636-326-3282. Internet address: <http://www.searay.com>

Note: Not all accessories shown in pictures or described herein are standard equipment or even available as options. Options and features are subject to change without notice. Not all model year boats may contain all the features or meet the specifications described herein. Confirm availability of all accessories and equipment with an authorized Sea Ray dealer prior to purchase. Printed in the U.S.A. June 2005 ©Sea Ray Boats.