

360 Sundancer®

2002



FEATURES

- FIBERGLASS SPORT SPOILER WITH OVERHEAD LIGHTING AND STAINLESS STEEL GRAB RAILS.
- PRIVATELY ACCESSED FORWARD STATEROOM HEAD WITH ENCLOSED FIBERGLASS SHOWER.
- 12V AM/FM SINGLE CD WITH 6-DISC CHANGER, 8 SPEAKERS AND COCKPIT REMOTE CONTROL.

SEA RAY SPORT YACHTS 2002

360 SUNDANCER

OVERALL LENGTH		
W/STD. SWIM PLATFORM	39'0"	11.89 M
BEAM	12'6"	3.81 M
DRAFT (INBOARDS)	37"	94 CM
DRY WEIGHT	18,500 LBS	8,392 KG
FUEL CAPACITY	250 GAL	946.2 L
WATER CAPACITY	55 GAL	208.2 L
HOLDING TANK	35 GAL	132.5 L
DEAD RISE	21°	21°

Sea Ray 

360 Sundancer®

2002

Features and Standard Equipment

HULL & DECK FEATURES

Bottom Paint
Bow Rail, Stainless Steel w/Welded Stanchions
Cleats, Custom Sea Ray® Thru-Bolted - Stainless Steel (8)
Color Schemes (Blue, Green, Black/Gold)
Deck Fill Plates, Stainless Steel
Drain Plug, Brass-Threaded - Garboard
Gel-Coat, Arctic White
Graphics, Striping
Handrails, 316 Stainless Steel
Hatch, Deck Vent - Translucent w/Locks & Sky Screen Cover (20x20)
Light, Stern
Lights, Navigation
Portlights, Stainless Steel (4 Opening)
Resin, High-Performance Vinyl Ester
Rub Rail, PVC w/Stainless Steel Insert
Skylights, Circular - Salon (3)
Swim Platform, Extended w/Concealed Stainless Steel
Three-Step Swim Ladder w/Integral Grab Handle
Thru-Hull Fittings, Color-Coordinated
Toe Rail, Molded Fiberglass - Deck
Vent System, Engine Room - Integral
Windshield, Tempered/Tinted Curved Glass w/Stainless Steel Frame, Electric Front Vent & Stainless Steel Supports
Windshield Washer System
Windshield Wipers

Canvas (Sunbrella®):

Aft Curtain
Aft Sunshade
Bimini Top w/Boot & Vertical Storage
Canvas Storage Bag
Front Curtains
Side Curtains

Windlass System:

Anchor Chute, Stainless Steel
Anchor Rope/Chain Storage w/Hatch
Anchor, Galvanized
Windlass, Rope/Chain w/Foot Switches (Lofrans Progress I)

Meets Applicable USCG & ABYC Standards
NMMA Certification

COCKPIT FEATURES

Beverage Holders (10)
Carpet Liner, Snap-In
Door, Cabin Entry - Acrylic
Door, Transom - Acrylic
Floor Liner, Fiberglass - Self-Bailing
Handrails, 316 Stainless Steel
Hatch, Engine Room - Electrically Actuated
Ice Chest, Insulated - Built-In
Icemaker, 120V
Lighting, Indirect
Outlet, 12V Accessory
Outlet, 120V GFI Protected
Seating, Aft Bench (Removable)
Seating, Aft-Facing w/Molded Fiberglass Storage Base
Seating, Companion Bench w/Molded Fiberglass Storage Base
Seating, Helm - Bucket w/Flip-Up Thigh-Rise Bolster, Armrests & Heavy-Duty Pedestal w/Slider, Swivel & Pneumatic Vertical Adjustment
Sport Spoiler, Molded Fiberglass (Seamless) w/Overhead Lighting & Stainless Steel Grab Rails
Steps, Boarding - Molded-In
Storage, Side Panels
Table, Cockpit w/Sun Pad Filler Cushions
Wet Bar w/Sink, Faucet, Stainless Steel Handrail, Trash Receptacle & Storage Cabinet

CABIN FEATURES

Carbon Monoxide Monitor
Carpet, Deep-Pile BCF - 44-Ounce
Carpet Runners, Interior (Sunbrella®)
Curtains & Drape Trim
Handrails, Elliptical Stainless Steel
Interior Finish - Hampton Cherry (also available in Hampton Maple)
Lighting, 12V Halogen
Outlet, 12V Accessory
Outlets, 120V GFI Protected
Pillows, Accent
Stereo, 12V AM/FM Single CD w/6-Disc CD Changer, Amplifier, Subwoofer, Speakers (8), Digital Cockpit Remote Control & Speaker Selector Switches (Clarion®)
Storage, In-Floor
TV/VCR/Radio Combo, 13" w/Remote & Outlet for Antenna & TV Coax to Dockside

Salon:

Lighting, 12V Indirect
Seating, Crescent-Shaped Sofa w/Storage Below - Converts to Bed
Storage, Gunwale Cabinet
Table, Dinette w/Corian® Surface & Designated Storage

Galley:

Countertop, Molded Fiberglass w/Granite-Colored Gel-Coat, Sink, Single-Lever Grohe® Faucet & Corian® Sink Cover
Handrail, Stainless Steel
Microwave, 120V
Power Vent, 12V
Refrigerator/Freezer, Dual-Voltage - 120V/12V
Storage, Upper & Lower w/Designated Plate Storage & Cutlery Insert
Stove, 120V Recessed Two-Burner w/Corian® Cover
Trash Receptacle

Forward Stateroom:

Berth, Full-Size (Island Style)
Door, Privacy - Sliding Pocket
Hanging Locker w/Full-Length Mirrored Door - Port
Hanging Locker w/Mirrored Door - Starboard
Mirrored Rope Locker Bulkhead
Storage, Gunwale Cabinets
TV/VCR/Radio Combo, 13" w/Remote & Outlet for Antenna & TV Coax to Dockside

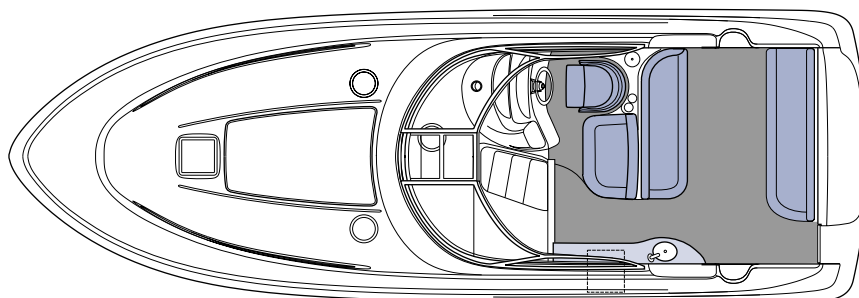
Mid-Stateroom:

Curtain, Privacy w/Dedicated Storage
Mirrored Bulkhead - Aft
Portlights, Stainless Steel (1 - Opening)
Seating, Conversation Pit - Converts to Double Berth w/Slide-Out Base
Storage, Cabinets

Head/Shower:

Door, Privacy - Access from Salon
Head (VacuFlush®)
Head, Enclosed - Full Fiberglass w/Shower & Curved Acrylic Doors
Power Vent, 12V
Storage, Medicine Cabinet w/Mirrored Door
Vanity w/Sink, Faucet & Storage Below

NOTE: Boats which are ordered with 220V/50 Cycle Electrical Systems will be installed with the appropriate appliances in the corresponding voltage.



Cockpit Layout

TECHNICAL

Control Station:

Alarms, Engine - Oil, Water & Transmission Oil

Alarms, High-Water Bilge

Compass

Emergency Start System - Engines

Gel-Coated Dash - Tan

Horns (Concealed) - Dual Trumpet

Instrumentation, Custom Sea Ray®

Backlit w/Low-Glare Blue Night Lighting

& Stainless Steel Bezels

- Engine Sync

- Fuel (2)

- Oil Pressure (2)

- Tachometers w/LCD Hourmeters (2)

- Voltmeters (2)

- Water Temperature (2)

Panels, Instrument - High-Gloss Burl

Panels, Switch (Backlit) - High-Gloss Burl

Shift & Throttle Controls w/Gold Knobs

Spotlight, 5" Remote-Controlled

Steering, Hydraulic

Steering, Tilt Wheel

Steering Wheel, Wood-Accent

Switches, Illuminated Weatherproof Rockers &

Dimmer Control

Systems Monitor, Digital LCD - for Engine Diagnostics &

Pump Monitoring

Electronics:

Electronics Circuit (50 Amp)

GPS (RayNav 300 GPS) w/WAAS Differential Sensor

Multifunction Instrument (Raymarine Tridata ST-60)

- Depth Finder

- Speed/Sumlog

- Water Temperature

VHF Radio (Raymarine 220) w/Remote Speaker,

8' Fiberglass Antenna & Stainless Steel Ratchet

Electrical Systems:

Batteries (4) w/Trays, Battery Overcurrent Protection & Mounts

Battery Charger/Converter, 120V/40 Amp/12V

Inlet, TV Coax & Telephone w/Cords

Isolators, Galvanic (2)

Panel, DC Main Breaker

Panel, Main Distribution - AC

Panel, Main Distribution - DC

Shore Power, Dual 30 Amp/120V/60 Cycle

w/50' Cords & Adapters

Wiring, Color-Coded w/Chafe Protection

Generator:

Remote Start w/Muffler, Freshwater Cooling, Fuel Filter,

Seacock & Seawater Strainer, 120V

7.0 kW Westerbeke™ Gas

Air Conditioning/Heating:

Zone-Controlled Reverse-Cycle System

(16,000 BTU - 1.3-Ton)

Custom Integral Vent System

Engine Room:

Bilge Pump, 12V Automatic

Bilge Pump, 12V Automatic High-Water - (1 Bilge, 1 Cabin)

Blowers, 12V Bilge (2)

Exhaust, Underwater - Patented

Fire Suppression System - Automatic w/Manual Pull

Gel-Coated Engine Room, Gray

Insulation, 2" w/Loaded Vinyl Barrier

Lighting, 12V

Steps, Engine Room Access - Diamond Plate

Fuel System:

Fuel Filters, Remote - Diesel (Racor®)

Fuel Lines, USCG - Type A-1

Fuel Tanks, Aluminum w/Electric Shut-Off Valves &

Electric Sending Units

Water Systems:

Freshwater Washdown Spigot - Transom

Pressure Water System w/12V Pump

Shower, Cockpit - Hot & Cold

Water Heater, 120V (6-Gallon)

Water Inlet, Dockside

Water Tank (55-Gallon)

Waste Systems:

Head System (VacuFlush®)

Holding Tank Level Indicators - MDP & Head

Holding Tank w/Dockside Pump-Out (35-Gallon)

Sump Box w/Pump - Automatic

Underwater Gear:

Bonding System w/Zinc Hull Plate

Propeller Shafts, 1 1/2" Stainless Steel (2) - Aquamet 19

Propellers, Nibral 4-Blade Cup

Rudders - Manganese-Bronze w/Stainless Steel Posts

Seacocks on all Underwater Fittings

Seawater Strainers

Shaft Logs, Dripless w/Extra Seal Carrier Kit

Struts - Manganese-Bronze

Trim Tabs, Hydraulic

STANDARD PROPULSION

T-VD-8.1 S Horizon MerCruiser® Gasoline V-Drives

(T-370 hp - 276 kW)

Options/Accessories

OPTIONAL PROPULSION

Twin Diesel V-Drives:

T-VD-Volvo KAMD 44P EDC

(T-240 hp - 179 kW)

T-VD-Yanmar 6LP-STE

(T-292 hp - 214 kW)

OPTIONAL PACKAGES

Generator Options (in lieu of Std.):

Remote Start w/Muffler, Freshwater Cooling, Fuel Filter,

Seacock & Seawater Strainer

220V/50 Cycle (Int'l)

5.0 kW Westerbeke™ Gas

120V/60 Cycle

7.6 kW Westerbeke™ Diesel

220V/50 Cycle (Int'l)

5.7 kW Westerbeke™ Diesel

Raymarine Electronics Options:

Autopilot - Raypilot ST 7001+

Chartplotter, 425 LCD

Radar, RL70CRC - 7" Color LCD High Resolution

w/GPS/Raychart Open Array

INDIVIDUAL OPTIONS

Canvas, Black (in lieu of Std. Colors)

Canvas, Dash Cover

Gray Water System

Macerator w/Seacock Interlock System

Refrigerator, 120V/60 Cycle - Cockpit

(in lieu of Std. Ice-maker)

Sun Pad w/Stainless Steel Deck Runners - Forward Deck

Synchronizer, Engines (w/Gas or Diesel)

Vacuum System, Central (Beam™)

Windlass, All-Chain (in lieu of Std. Rope/Chain)

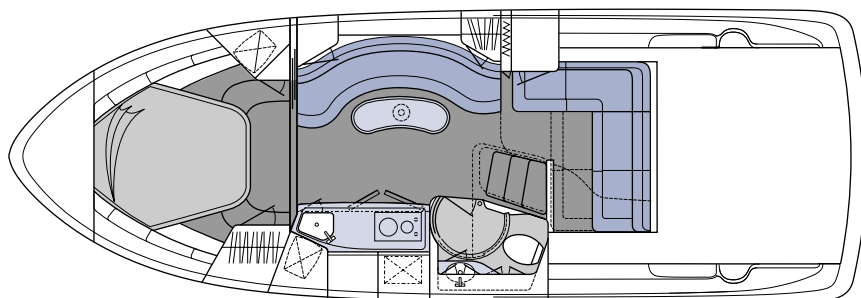
(Lofrans Progress I)

CE Option

VR

For a virtual reality tour
of this boat visit
www.searay.com

NOTE: Boats which are ordered with 220V/50 Cycle Electrical Systems will be installed with the appropriate appliances in the corresponding voltage.




Cabin Layout

360 Sundancer®

2002



The captain has a bucket seat with flip-up thigh-rise bolster. The control station features custom Sea Ray instrumentation, illuminated weatherproof rockers and dimmer control, and a wood-accent tilt steering wheel with hydraulic steering.



The private head compartment is easily accessible from topsides as well as belowdecks. It features a full fiberglass shower with curved acrylic doors, a vanity with sink and storage, a medicine cabinet and a VacuFlush® head.




For dining or games, add the table between the aft cockpit seats. Lower the table, pile on the custom cushions from their dedicated storage compartment, and the entire area becomes a large sun pad. The wet bar has a sink and icemaker as well as a built-in insulated ice chest, trash receptacle and large storage cabinet.

For boaters who have dreamed of owning a Sea Ray Sport Yacht but just haven't been able to swing it, the new 360 Sundancer makes it possible to move up to a Sport Yacht six feet earlier than ever before. And she's a Sundancer to boot. She easily seats 10 topsides. Her cabin sleeps six. She has a full galley, two VCR/radio combos, a wet bar and a quiet step-down conversation area. Twin VD 8.1 S Horizon MerCruiser® gasoline V-drives give you the power to go as far as you want to go.



A faux granite countertop with sink and Grohe® faucet, recessed two-burner stove, refrigerator/freezer and microwave complete the galley.



The step-down conversation area converts to a private stateroom with double berth and privacy curtain.



The salon has a beautiful crescent sofa that converts to a double bed. Electronic entertainment is available via the TV/VCR/radio combo and the Clarion® stereo with six-disc CD changer, amplifier, subwoofer, eight speakers and digital cockpit remote control.

Sea Ray Boats, Inc., 2600 Sea Ray Blvd., Knoxville, TN 37914. For information call 1-800-SRBOATS or fax 1-865-213-7878. Internet address: <http://www.searay.com>

Note: Some equipment shown may be optional. Options and colors shown may not be available. Please see your authorized Sea Ray dealer for color options.

Printed in the U.S.A. July 2001 © Sea Ray Boats, Inc. MRP#1611334