

360 Sundancer®

2004



The captain has a bucket seat with flip-up thigh-rise bolster. The control station features custom Sea Ray SmartCraft™ instrumentation, illuminated weatherproof rockers and dimmer control, and a wood-accent tilt steering wheel with hydraulic steering.



For dining or games, add the table between the aft cockpit seats. Lower the table, pile on the custom cushions from their dedicated storage compartment, and the entire area becomes a large sun pad. The wet bar has a sink and icemaker as well as a built-in insulated ice chest, trash receptacle and large storage cabinet.




A faux granite countertop with sink and Grohe® faucet, recessed two-burner stove, refrigerator/freezer and microwave complete the galley.



The private head compartment is easily accessible from topsides as well as belowdecks. It features a full fiberglass shower with curved acrylic doors, a vanity with sink and storage, a medicine cabinet and a VacuFlush® head.

For those who have always dreamed of owning a Sea Ray Sport Yacht, the dream is now within reach. The 360 Sundancer offers plenty of seating for your friends. Her cabin sleeps six. She has a full galley, a flat screen LCD TV w/DVD in the cabin, TV/DVD combo in the forward stateroom, a wet bar and a quiet step-down conversation area that converts to a private stateroom. And her twin VD-8.1 S Horizon MerCruiser® gasoline V-drives give you the power to go as far as your dream will take you.



The step-down conversation area converts to a private stateroom with double berth and privacy curtain.



The salon has a beautiful crescent Ultraleather HP™ sofa that converts to a double bed. Electronic entertainment is available via the flat screen LCD TV with DVD player and the Clarion® stereo with six-disc CD changer, amplifier, subwoofer, eight speakers and digital cockpit remote control.

Sea Ray Boats, 2600 Sea Ray Blvd., Knoxville, TN 37914. For information call 1-800-SRBOATS or fax 1-636-326-3282. Internet address: <http://www.searay.com>
 Note: Not all accessories shown in pictures or described herein are standard equipment or even available as options. Options and features are subject to change without notice. Not all model year boats may contain all the features or meet the specifications described herein. Confirm availability of all accessories and equipment with an authorized Sea Ray dealer prior to purchase. Printed in the U.S.A. July 2003 ©Sea Ray Boats.

360 Sundancer®

2004



FEATURES

- Fiberglass sport spoiler with overhead lighting and stainless steel grab rails.
- 12V AM/FM single CD with six-disc changer, eight speakers and cockpit remote control.
- Standard Ultraleather HP™ on cabin seating.

SEA RAY SPORT YACHTS 2004 360 SUNDANCER®

Overall length		
w/std. swim platform	39'0"	11.89 m
Beam	12'6"	3.81 m
Draft (Inboards)	37"	94 cm
Dry weight	18,500 lbs	8,392 kg
Fuel capacity	250 gal	946.2 L
Water capacity	55 gal	208.2 L
Holding tank	35 gal	132.5 L
Dead rise	21°	21°

Sea Ray

360 Sundancer®

2004

Features and Standard Equipment

HULL & DECK FEATURES

Bottom Paint
Bow Rail, Stainless Steel w/Welded Stanchions
Canvas Colors (Navy, Green, Tan, Black)
Cleats, Custom Sea Ray® Thru-Bolted - Stainless Steel (8)
Deck Fill Plates, Stainless Steel
Drain Plug, Brass-Threaded - Garboard
Gel-Coat, Arctic White
Graphics, Striping
Handrails, 316 Stainless Steel
Hatch, Deck Vent - Translucent w/Locks & Sky Screen Cover (20x20)
Light, Stern
Lights, Navigation
Portlights, Stainless Steel (4 Opening)
Resin, High-Performance Vynlester
Rub Rail, PVC w/Stainless Steel Insert
Skylights, Circular - Salon (3)
Swim Platform, Extended
w/Concealed Stainless Steel Three-Step
Swim Ladder w/Integral Grab Handle
Thru-Hull Fittings, Color-Coordinated
Toe Rail, Molded Fiberglass - Deck
Vent System, Engine Room - Integral
Windshield, Tempered/Tinted Curved Glass
w/Stainless Steel Frame, Electric Front Vent & Stainless Steel Supports
Windshield Washer System
Windshield Wipers

Canvas (Sunbrella®):

Aft Curtain
Aft Sunshade
Bimini Top w/Boot & Vertical Storage
Canvas Storage Bag
Front Curtains
Side Curtains

Windlass System:

Anchor, Galvanized
Anchor Chute, Stainless Steel
Anchor Rope/Chain Storage w/Hatch
Anchor Washdown Spigot
Windlass, Rope/Chain w/Foot Switches (Lofrans Progress I)

Certifications:

Meets Applicable USCG & ABYC Standards
NMMA Certification

COCKPIT FEATURES

Beverage Holders (10)
Carpet Liner, Snap-In
Door, Cabin Entry - Acrylic
Door, Transom - Acrylic
Floor Liner, Fiberglass - Self-Bailing
Handrails, 316 Stainless Steel
Hatch, Engine Room - Electrically Actuated
Ice Chest, Insulated - Built-In
Icemaker, 120V
Lighting, Indirect
Outlet, 12V Accessory
Outlet, 120V GFI Protected
Seating, Aft Bench (Removable)
Seating, Aft-Facing
w/Molded Fiberglass Storage Base
Seating, Companion Bench
w/Molded Fiberglass Storage Base
Seating, Helm - Bucket w/Flip-Up Thigh-Rise Bolster, Armrests & Heavy-Duty Pedestal w/Slide, Swivel & Pneumatic Vertical Adjustment
Sport Spoiler, Molded Fiberglass (Seamless)
w/Overhead Lighting & Stainless Steel Grab Rails
Steps, Boarding - Molded-In
Storage, Side Panels
Table, Cockpit w/Sun Pad Filler Cushions
Wet Bar w/Sink, Faucet, Stainless Steel Handrail, Trash Receptacle & Storage Cabinet

CABIN FEATURES

Carbon Monoxide Monitor
Carpet, Deep-Pile BCF - 44-Ounce
Carpet Runners, Interior (Sunbrella®)
Curtains & Drape Trim
Handrails, Elliptical Stainless Steel
Interior Finish - Blossom Cherry (also available in Natural Maple)
Lighting, 12V Halogen
Outlet, 12V Accessory
Outlets, 120V GFI Protected
Outlets & Switch Plates - Satin Nickel Finish
Pillows, Accent
Stereo, 12V AM/FM Single CD, Satellite-Ready w/6-Disc CD Changer, Amplifier, Subwoofer, Speakers (8), Digital Cockpit Remote Control & Speaker Selector Switches (Clarion®)
Storage, In-Floor
TV, 15" Flat Screen LCD (120V) w/Remote DVD Player, Coax Outlet & Gain Control Panel

Salon:

Lighting, 12V Indirect
Seating, Crescent-Shaped Sofa w/Storage Below - Converts to Bed (Ultraleather HP™)
Storage, Gunwale Cabinet
Table, Salon w/Designated Storage

Galley:

Countertop, Molded Fiberglass
w/Granite-Colored Gel-Coat, Sink, Single-Lever Grohe® Faucet & Corian® Sink Cover
Handrail, Stainless Steel
Microwave, 120V
Power Vent, 12V
Refrigerator/Freezer - Dual-Voltage - 120V/12V
Storage, Upper & Lower w/Designated Plate Storage & Cutlery Insert
Stove, 120V Recessed Two-Burner w/Corian® Cover
Trash Receptacle

Forward Stateroom:

Berth, Full-Size (Island-Style) w/Innerspring Mattress
Door, Privacy - Sliding Pocket
Hanging Locker w/Full-Length Mirrored Door - Port
Hanging Locker w/Mirrored Door - Starboard
Mirrored Rope Locker Bulkhead
Storage, Gunwale Cabinets
TV/DVD Combo, 13" - 120V w/Remote & Coax Outlet

Mid-Stateroom:

Curtain, Privacy w/Dedicated Storage
Mirrored Bulkhead - Aft
Portlights, Stainless Steel (1 - Opening)
Seating, Conversation Pit - Converts to Double Berth w/Slide-Out Base
Storage, Cabinets

Head/Shower:

Door, Privacy - Access from Salon
Head (VacuFlush®)
Head, Enclosed - Full Fiberglass w/Shower & Curved Acrylic Doors
Power Vent, 12V
Storage, Medicine Cabinet w/Mirrored Door
Vanity w/Sink, Faucet & Storage Below

TECHNICAL

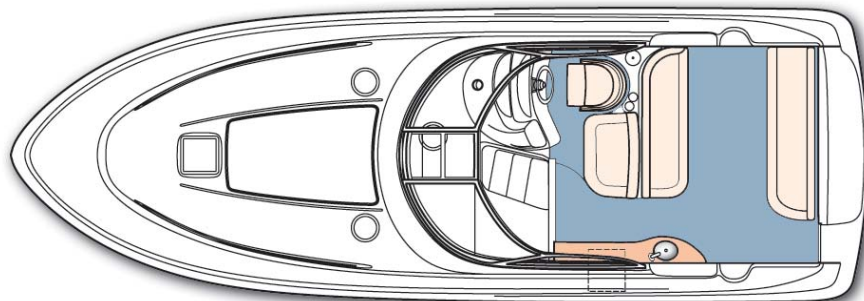
Control Station:

Alarms, Engine - Oil, Water & Transmission Oil
Alarms, High-Water - Bilge
Compass
Emergency Start System - Engines
Gel-Coated Dash - Tan
Horns (Concealed) - Dual Trumpet
Instrument Panels - High-Gloss Burl
Shift & Throttle Controls w/Gold Knobs
SmartCraft™ Diagnostics:

- Instrumentation, Custom Sea Ray® SmartCraft 4-in-1 Multigauges (2) w/Low-Glare Blue Night Lighting & Chrome Bezels (Includes: Fuel Level, Oil Pressure, Voltmeter, Water Temperature)
- SmartCraft System View (Includes: Air & Water Temperature, Combined Fuel Flow/Range, Depth, Engine Alarms/Hourmeters, Engine Synchronizer, GPS Interface, System Maintenance Records)

Steering, Hydraulic
Steering, Tilt Wheel
Steering Wheel, Wood-Accent

NOTE: Boats which are ordered with 220V/50 Cycle Electrical Systems will be installed with the appropriate appliances in the corresponding voltage.



Cockpit Layout

Switch Panels (Backlit) - High-Gloss Burl
Switches, Illuminated Weatherproof Rockers &
Dimmer Control
Systems Monitor, Digital LCD - for Engine Diagnostics
& Pump Monitoring

Electronics:

Electronics Circuit, 50 Amp/12V
GPS (Raymarine RayNav 300 GPS)
w/WAAS Differential Sensor
VHF Radio (Raymarine 230) w/Remote Speaker,
8' Fiberglass Antenna & Stainless Steel
Ratchet Mount

Electrical Systems:

Batteries (4) w/Trays, Battery Overcurrent Protection
& Mounts
Battery Charger/Converter, 120V/40 Amp/12V
Isolators, Galvanic (2)
Panel, DC Main Breaker
Panel, Main Distribution - AC
Panel, Main Distribution - DC
Shore Power, Dual 30 Amp/120V/60 Cycle
w/50' Cords & Adapters
TV/Phone Inlet w/TV Antenna, TV Shore Cord &
Phone Shore Cord
Wiring, Color-Coded w/Chafe Protection

Generator:

Remote Start w/Muffler, Freshwater Cooling,
Fuel Filter, Seacock & Seawater Strainer
120V/60 Cycle
7.3 kW Kohler® Gas
(Generator manufacturer and size may vary due to
product availability.)

Air Conditioning/Heating:

Zone-Controlled Reverse-Cycle System (16,000 BTU)
Custom Integral Vent System

Engine Room:

Bilge Pump, 12V Automatic
Bilge Pumps, 12V Automatic High-Water
(1 Bilge, 1 Cabin)
Blowers, 12V Bilge (2)
Exhaust, Underwater - Patented
Fire Suppression System - Automatic w/Manual Pull
Gel-Coated Engine Room, Oyster
Insulation, Engine Room - 2" w/Vinyl Barrier
Lighting, 12V
Steps, Engine Room Access - Diamond Plate

Fuel System:

Fuel Filters, Remote - Diesel (Racor®)
Fuel Lines, USCG - Type A-1
Fuel Tanks, Aluminum w/Electric Shutoff Valves &
Electric Sending Units

Water System:

Freshwater Washdown Spigot - Transom
Pressure Water System w/12V Pump
Shower, Cockpit - Hot & Cold
Water Heater, 120V (6-Gallon)
Water Inlet, Dockside
Water Tank (55-Gallon)

Waste Systems:

Head System (VacuFlush®)
Holding Tank Level Indicators - MDP & Head
Holding Tank w/Dockside Pump-Out (35-Gallon)
Sump Box w/Pump - Automatic

Underwater Gear:

Bonding System w/Zinc Hull Plate
Propeller Shafts, 1 1/2" Stainless Steel (2)
- Aquamet 19
Propellers, Nibral 4-Blade Cup
Rudders, Manganese-Bronze w/Stainless Steel Posts
Seacocks on all Underwater Fittings
Seawater Strainers
Shaft Logs, Dripless w/Extra Seal Carrier Kit
Struts, Manganese-Bronze
Trim Tabs, Hydraulic

STANDARD PROPULSION

T-VD-8.1 S Horizon MerCruiser®
Gasoline V-Drives
(T-370 hp - 276 kW)

Options/Accessories

OPTIONAL PROPULSION

Twin Diesel V-Drives:

T-VD-Volvo KAMD 300 EDC
(T-271 hp - 202 kW)
T-VD-Yanmar 6LP-STP
(T-306 hp - 228 kW)

(SmartCraft™ Systems N/A on Diesel Engine
Applications.)

GENERATOR OPTIONS

**Includes Remote Start w/Muffler,
Freshwater Cooling, Fuel Filter, Seacock
& Seawater Strainer**

220V/50 Cycle (Int'l)

6.0 kW Kohler® Gas

120V/60 Cycle

8.0 kW Kohler® Diesel

220V/50 Cycle (Int'l)

6.5 kW Kohler® Diesel

(Generator manufacturer and size may vary due to
product availability.)

RAYMARINE ELECTRONICS OPTIONS

Autopilot (Raypilot ST-7001+)

Chartplotter, 425 LCD

Radar, RL70CRC Plus w/Built-In Raychart & GPS

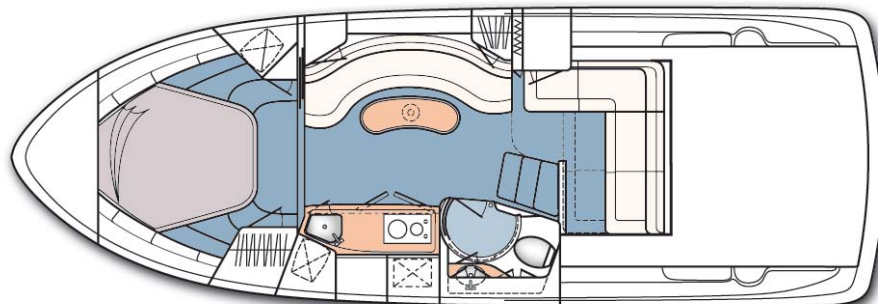
(7" Color LCD w/4 kW Open Array)

INDIVIDUAL OPTIONS

Bow Thruster
Canvas, Dash Cover
Colored Hull (Blue)
w/Stainless Steel Thru-Hull Fittings
Gray Water System
Macerator w/Seacock Interlock System
Refrigerator, 120V/60 Cycle - Cockpit
(in lieu of Std. Ice-maker)
Rod Holders (2)
Satellite Radio Hookup (12V)
Sea Ray® Navigator, 10.4" PC Chartplotter
w/Sunlight Viewable Touch Screen LCD
Spotlight, 5" Remote-Controlled
Sun Pad w/Stainless Steel Deck Runners
- Forward Deck
Synchronizer, Engines (w/Gas or Diesel)
Vacuum System, Central - 120V/60 Cycle (Beam®)
Windlass, All-Chain (in lieu of Std. Rope/Chain)
(Lofrans Progress I)
Yacht Flag & Flag Pole

CE Option

NOTE: Boats which are ordered with 220V/50 Cycle Electrical Systems will be installed with the appropriate appliances in the corresponding voltage.



Cabin Layout