

# 360 Sundancer®

2005



## FEATURES

- Mercury Installation Quality Certification – standard 2-year limited engine warranty
- Standard SmartCraft™ Instrumentation and System View
- Fiberglass sport spoiler with overhead lighting and stainless steel grab rails
- Swivel bucket helm seat with flip-up thigh-rise bolster
- Companion bench with molded fiberglass storage
- Electrically actuated engine compartment hatch
- Standard generator with sound shield
- Standard LCD flatscreen TV with DVD in salon
- 12V AM/FM single CD with six-disc CD changer, eight (8) speakers and digital cockpit remote control
- Innerspring mattress is standard in forward stateroom
- Ultraleather HP™ standard on all interior seating
- Raymarine® electronics package (VHF & GPS) is standard
- Standard anchor washdown
- Sea Ray Owners Club™ membership

## SEA RAY® SPORT YACHTS 2005

### 360 SUNDANCER

Overall length w/std. swim platform	39'0"	11.89 m
Beam	12'6"	3.81 m
Draft (inboards)	37"	94 cm
Dry weight	18,500 lbs	8,392 kg
Fuel capacity	250 gal	946.2 L
Water capacity	55 gal	208.2 L
Holding tank	35 gal	132.5 L
Dead rise	21°	21°

*Sea Ray*  
The Standard of Excellence™

# 360 Sundancer®

## 2005

### Features and Standard Equipment

#### HULL & DECK FEATURES

Bottom Paint  
Bow Rail, Stainless Steel w/Welded Stanchions  
Canvas Colors (Navy, Green, Tan, Black)  
Cleats, Custom Sea Ray® Thru-Bolted - Stainless Steel (8)  
Deck Fill Plates, Stainless Steel  
Drain Plug, Brass-Threaded - Garboard  
Gel Coat, Arctic White  
Graphics, Striping  
Handrails, 316 Stainless Steel  
Hatch, Deck Vent - Translucent w/Locks & Sky Screen Cover (20x20)  
Light, Stern  
Lights, Navigation  
Portlights, Stainless Steel (4 Opening)  
Resin, High-Performance Vinylster  
Rub Rail, PVC w/Stainless Steel Insert  
Skylights, Circular - Salon (3)  
Swim Platform, Extended w/Concealed Stainless Steel Three-Step Swim Ladder w/Integral Grab Handle  
Thru-Hull Fittings, Stainless Steel  
Toe Rail, Molded Fiberglass - Deck  
Vent System, Engine Room - Integral  
Windshield, Tempered/Tinted Curved Glass w/Stainless Steel Frame, Electric Front Vent & Stainless Steel Supports  
Windshield Washer System  
Windshield Wipers

#### Canvas (Sunbrella®):

Aft Curtain  
Aft Sunshade  
Bimini Top w/Boot & Vertical Storage  
Canvas Storage Bag  
Front Curtains  
Side Curtains

#### Windlass System:

Anchor, Galvanized  
Anchor Chute, Stainless Steel  
Anchor Rope/Chain Storage w/Hatch  
Anchor Washdown Spigot  
Windlass, Rope/Chain w/Foot Switches (Lofrans® Project 1,000 Low Profile)

#### Certifications:

Meets Applicable USCG & ABYC Standards  
NMMA Certification  
Mercury Installation Quality Certification - As a result of achieving the Mercury Marine Installation Quality Certified status, all MerCruiser-powered Sea Ray boats, registered on or after July 5, 2004, will come standard with a two-year Mercury limited engine warranty. Mercury Marine propulsion-installation certification program is a boating industry first.

#### COCKPIT FEATURES

Beverage Holders (10)  
Carpet Liner, Snap-In  
Door, Cabin Entry - Acrylic

Door, Transom - Acrylic  
Floor Liner, Fiberglass - Self-Bailing  
Handrails, 316 Stainless Steel  
Hatch, Engine Room - Electrically Actuated  
Ice Chest, Insulated - Built-In  
Icemaker, 120V  
Lighting, Indirect  
Outlet, 12V Accessory  
Outlet, 120V GFI Protected  
Seating, Aft Bench (Removable) Seating, Aft-Facing w/Molded Fiberglass Storage Base  
Seating, Companion Bench w/Molded Fiberglass Storage Base  
Seating, Helm - Bucket w/Flip-Up Thigh-Rise Bolster, Armrests & Heavy-Duty Pedestal w/Slide, Swivel & Pneumatic Vertical Adjustment  
Sport Spoiler, Molded Fiberglass (Seamless) w/Overhead Lighting & Stainless Steel Grab Rails  
Steps, Boarding - Molded-In  
Storage, Side Panels  
Table, Cockpit w/Sun Pad Filler Cushions  
Wet Bar w/Sink, Faucet, Stainless Steel Handrail, Trash Receptacle & Storage Cabinet

#### CABIN FEATURES

Carbon Monoxide Monitors  
Carpet, Deep-Pile BCF - 44-Ounce  
Carpet Runners, Interior (Sunbrella)  
Curtains & Drape Trim  
Handrails, Elliptical Stainless Steel  
Interior Finish - Blossom Cherry  
Lighting, 12V Halogen  
Outlet, 12V Accessory  
Outlets, 120V GFI Protected  
Outlets & Switch Plates - Satin Nickel Finish  
Pillows, Accent  
Stereo, 12V AM/FM Single CD, Satellite-Ready w/6-Disc CD Changer, Amplifier, Subwoofer, Speakers (8), Digital Cockpit Remote Control & Speaker Selector Switches (Clarion®)  
Steps, Entryway - Wood w/Aluminum Pedestal  
Storage, In-Floor  
TV, 15" Flatscreen LCD (120V) w/Remote DVD Player, Coax Outlet & Gain Control Panel

#### Salon:

Lighting, 12V Indirect  
Seating, Crescent-Shaped Sofa w/Storage Below - Converts to Bed (UltraLeather HP™)  
Storage, Gunwale Cabinet  
Table, Salon w/Designated Storage

#### Galley:

Countertop, Solid Surface, Sink, Single-Lever Grohe® Faucet & Sink Cover  
Freezer, Under Counter - Dual Voltage 120V/12V  
Handrail, Stainless Steel  
Microwave, 120V  
Power Vent, 12V, Stainless Grill  
Refrigerator - Under Counter Dual Voltage - 120V/12V  
Storage, Upper & Lower w/Designated Plate Storage & Cutlery Insert  
Stove, 120V Recessed - Two-Burner w/Cover  
Trash Receptacle

#### Forward Stateroom:

Berth, Full-Size (Island-Style) w/Innerspring Mattress  
Door, Privacy - Sliding Pocket  
Hanging Locker w/Mirrored Door - Starboard  
Mirrored Rope Locker Bulkhead  
Storage, Gunwale Cabinets  
TV/DVD Combo, 13" - 120V w/Remote & Coax Outlet

#### Mid-Stateroom:

Curtain, Privacy w/Dedicated Storage  
Mirrored Bulkhead - Aft  
Portlights, Stainless Steel (1 - Opening)  
Seating, Conversation Pit - Converts to Double Berth w/Slide-Out Base  
Storage, Cabinets

#### Head/Shower:

Door, Privacy - Access from Salon  
Head (VacuFlush®)  
Head, Enclosed - Full Fiberglass w/Shower & Curved Acrylic Doors  
Power Vent, 12V, Stainless Grill  
Storage, Medicine Cabinet w/Mirrored Door  
Vanity w/Sink, Faucet & Storage Below

#### TECHNICAL

##### Control Station:

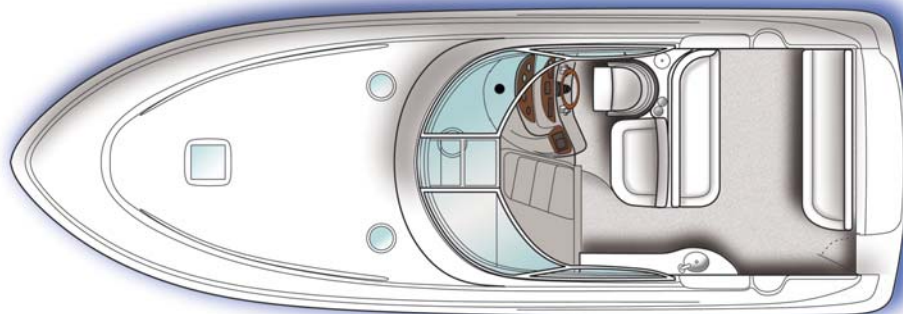
Alarms, Engine - Oil, Water & Transmission Oil  
Alarms, High-Water - Bilge  
Compass  
Emergency Start System - Engines  
Gel-Coated Dash - Tan  
Horns (Concealed) - Dual Trumpet  
Instrument Panels - High-Gloss Burl  
Shift & Throttle Controls w/Gold Knobs  
SmartCraft™ Diagnostics:

- Instrumentation, Custom Sea Ray SmartCraft 4-in-1 Multigauges (2) w/Low-Glare Blue Night Lighting & Chrome Bezels (Includes: Fuel Level, Oil Pressure, Voltmeter, Water Temperature)
- SmartCraft System View (Includes: Air & Water Temperature, Combined Fuel Flow/Range, Depth, Engine Alarms/Hourmeters, Engine Synchronizer, GPS Interface, System Maintenance Records)

Steering, Hydraulic  
Steering, Tilt Wheel  
Steering Wheel, Wood-Accent  
Switch Panels (Backlit) - High-Gloss Burl  
Switches, Illuminated Weatherproof Rockers & Dimmer Control  
Systems Monitor, Digital LCD - for Engine Diagnostics & Pump Monitoring

##### Electronics:

Electronics Circuit, 50 Amp/12V  
Raymarine® RayNav 300 GPS w/WAAS  
Differential Sensor  
Raymarine VHF Radio 230 w/Remote Speaker & 8' Fiberglass Antenna



Cockpit Layout

### **Electrical Systems:**

Batteries (4) w/Trays, Battery Overcurrent Protection & Mounts  
Battery Charger/Converter, 120V/40 Amp/12V  
Panel, DC Main Breaker  
Panel, Main Distribution - AC  
Panel, Main Distribution - DC  
Shore Power, Dual 30 Amp/120V/60 Cycle w/Zinc Savers & 50' Cords & Adapters  
TV/Phone Inlet w/TV Antenna, TV Shore Cord & Phone Shore Cord  
Wiring, Color-Coded w/Chafe Protection

### **Generator:**

Remote Start w/Muffler, Freshwater Cooling, Fuel Filter, Seacock, Seawater Strainer, 120V/60 Cycle 7.3 kW Kohler® Gas w/Sound Shield  
(Generator manufacturer and size may vary due to product availability.)

### **Air Conditioning/Heating:**

Zone-Controlled Reverse-Cycle System (16,000 BTU)  
Custom Integral Vent System

### **Engine Room:**

Bilge Pump, 12V Automatic  
Bilge Pumps, 12V Automatic High-Water (1 Bilge, 1 Cabin)  
Blowers, 12V Bilge (2)  
Fire Suppression System - Automatic w/Manual Pull  
Gel-Coated Engine Room, Oyster  
Insulation, Engine Room - 2" w/Vinyl Barrier  
Lighting, 12V  
Steps, Engine Room Access - Diamond Plate

### **Fuel System:**

Fuel Filters, Remote - Diesel (Racor®)  
Fuel Lines, USCG - Type A-1  
Fuel Tanks, Aluminum w/Electric Shutoff Valves & Electric Sending Units

### **Water System:**

Freshwater Washdown Spigot - Transom  
Manifold System w/Shutoff Valves  
Pressure Water System w/12V Pump  
Shower, Cockpit - Hot & Cold  
Water Heater, 120V (6-Gallon)  
Water Inlet, Dockside  
Water Tank (55-Gallon)

### **Waste Systems:**

Head System (VacuFlush®)  
Holding Tank Level Indicators - MDP & Head  
Holding Tank w/Dockside Pump-Out (35-Gallon)  
Sump Box w/Pump - Automatic

### **Underwater Gear:**

Bonding System w/Zinc Hull Plate  
Propeller Shafts, 1 1/2" Stainless Steel (2) - Aquamet 19  
Propellers, Nibral 4-Blade Cup  
Rudders, Manganese-Bronze w/Stainless Steel Posts  
Seacocks on all Underwater Fittings  
Seawater Strainers

Shaft Logs, Dripless w/Extra Seal Carrier Kit  
Struts, Manganese-Bronze  
Trim Tabs, Hydraulic  
Underwater Exhaust - Patented

## **STANDARD PROPULSION**

T-VD-8.1 S Horizon MerCruiser® Gasoline V-Drives  
(T-370 hp - 276 kW)

## **Options/Accessories**

## **OPTIONAL PROPULSION**

### **Twin Gasoline V-Drives:**

T-VD-8.1 S HO MerCruiser (T-420 hp - 313 kW)

### **Twin Diesel V-Drives:**

T-VD-Volvo KAMD 300 EDC (T-271 hp - 202 kW)  
T-VD-Yanmar 6LP-STP (T-306 hp - 228 kW)  
(SmartCraft™ Systems N/A on Diesel Engine Applications.)

## **GENERATOR OPTIONS**

220V/50 Cycle (Int'l) 6.0 kW Kohler® Gas  
120V/60 Cycle 8.0 kW Kohler Diesel  
220V/50 Cycle (Int'l) 6.5 kW Kohler Diesel  
(Generator manufacturer and size may vary due to product availability.)

## **RAYMARINE® ELECTRONICS OPTIONS**

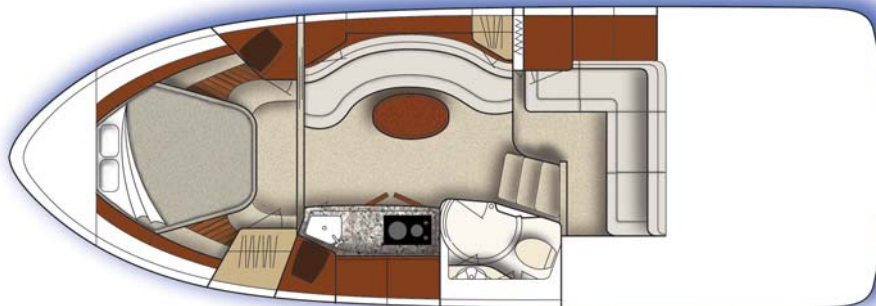
Raymarine Autopilot (Raypilot ST-7001+)  
Raymarine Radar, C80 Chartplotter  
(8" Color LCD w/4 kW Open Array)  
Raymarine Fishfinder, DSM 250 (Only Available w/C80 Radar/Chartplotter)

## **INDIVIDUAL OPTIONS**

Bow Thruster  
Canvas, Dash Cover  
Colored Hull (Blue)  
Flooring, Teak - Cockpit  
Gray Water System  
Macerator w/Seacock Interlock System  
Power Steering  
Refrigerator, 120V/60 Cycle - Cockpit  
(In Lieu of Std. IceMaker)  
Rod Holders (2)  
Sirius® Satellite Receiver w/Antenna  
Spotlight, w/Dual Halogen Bulbs Remote-Controlled  
Sun Pad w/Stainless Steel Deck Runners - Forward Deck  
Synchronizer, Engines (w/Gas or Diesel)  
TV, 15" Flatscreen w/DVD - Forward Stateroom  
(In Lieu of Standard TV)  
TV, 13" Flatscreen w/DVD - Mid-Stateroom  
Vacuum System, Central - 120V/60 Cycle (Beam®)  
Windlass, All-Chain (In Lieu of Std. Rope/Chain)  
(Lofrans® Project 1,000 Capstan)  
Yacht Flag & Flag Pole

CE Option

NOTE: Boats which are ordered with 220V/50 Cycle Electrical Systems will be installed with the appropriate appliances in the corresponding voltage.



**Cabin Layout**



# 360 Sundancer®

## 2005

For those who have always dreamed of owning a Sea Ray Sport Yacht, the dream is now within reach. The 360 Sundancer offers plenty of seating for your friends. Her cabin sleeps six. She has a full galley, a flat screen LCD TV w/DVD in the cabin, TV/DVD combo in the forward stateroom, a wet bar, and a quiet step-down conversation area that converts to a private stateroom. And her twin VD-8.1 S Horizon MerCruiser® gasoline V-drives give you the power to go as far as your dream will take you.




The captain has a bucket seat with flip-up thigh-rise bolster. The control station features custom Sea Ray SmartCraft™ Instrumentation, illuminated weatherproof rockers and dimmer control, and a wood-accent tilt steering wheel with hydraulic steering.



For dining or games, add the table between the aft cockpit seats. Lower the table, pile on the custom cushions from their dedicated storage compartment, and the entire area becomes a large sun pad. The wet bar has a sink and icemaker, as well as a built-in insulated ice chest, trash receptacle, and large storage cabinet.



A faux granite countertop with sink and Grohe® faucet, recessed two-burner stove, refrigerator/freezer, and microwave complete the galley.



The step-down conversation area converts to a private stateroom with double berth and privacy curtain.



The private head compartment is easily accessible. It features a full fiberglass shower with curved acrylic doors, a vanity with sink and storage, a medicine cabinet, and a VacuFlush® head.



The salon has a beautiful crescent Ultraleather HP™ sofa that converts to a double bed. Electronic entertainment is available via the flatscreen LCD TV with DVD player.

Sea Ray Boats, 2600 Sea Ray Blvd., Knoxville, TN 37914. For information call 1-800-SRBOATS or fax 1-636-326-3282. Internet address: <http://www.searay.com>  
 Note: Not all accessories shown in pictures or described herein are standard equipment or even available as options. Options and features are subject to change without notice. Not all model year boats may contain all the features or meet the specifications described herein. Confirm availability of all accessories and equipment with an authorized Sea Ray dealer prior to purchase. Printed in the U.S.A. July 2004 ©Sea Ray Boats.