

# 410 Express Cruiser

## 2003



### FEATURES

- Pocket door for starboard stateroom — opens up for large salon.
- Versatile cockpit seating for cruising, entertaining or fishing/water sports.
- Custom adjustable helm seat with armrests.
- Large head with stall shower and storage.

### SEA RAY SPORT YACHTS 2003

#### 410 EXPRESS CRUISER

|                      |            |          |
|----------------------|------------|----------|
| Overall length       |            |          |
| w/std. swim platform | 45' 6"     | 13.87 m  |
| Beam                 | 13' 10"    | 4.22 m   |
| Draft (Inboards)     | 40"        | 101.6 cm |
| Dry weight           | 21,000 lbs | 9,526 kg |
| Fuel capacity        | 335 gal    | 1,268 L  |
| Water capacity       | 100 gal    | 378.5 L  |
| Holding tank         | 42 gal     | 159 L    |
| Dead rise            | 19°        | 19°      |

*Sea Ray* 

# 410 Express Cruiser

## 2003

### Features and Standard Equipment

#### HULL & DECK FEATURES

Bottom Paint  
Bow Rail, 316 Stainless Steel w/Welded Stanchions,  
Intermediate Rails & Life Lines  
Cleats, Custom Sea Ray® Thru-Bolted -  
Stainless Steel (8)  
Color Schemes (Blue, Green, Black/Gold)  
Deck Fill Plates, Stainless Steel  
Deck Rails, 316 Stainless Steel  
Drain Plug, Brass-Threaded - Garboard  
Gel-Coat, Arctic White  
Graphics, Striping  
Handrails, 316 Stainless Steel  
Hatches, Deck Vent - Translucent w/Locks &  
Sky Screen Covers (1 - 20x20) (2 - 12x12)  
Light, Stern  
Lights, Navigation - Stainless Steel  
Portlights, Stainless Steel (4 Fixed, 4 Opening)  
Resin, High-Performance Vinylester  
Rub Rail, PVC w/Stainless Steel Insert  
Skylight, Flush-Mount - Salon  
Storage, Transom Wall - Fenders & Gear  
Swim Platform, Extended  
w/Concealed Stainless Steel Three-Step  
Swim Ladder w/Integral Grab Handle  
Thru-Hull Fittings, Color-Coordinated  
Toe Rail, Molded Fiberglass - Deck  
Vent System, Engine Room - Integral  
Windshield, Tempered/Tinted Curved Glass  
w/Stainless Steel Frame, Electric Front Vent &  
Stainless Steel Supports  
Windshield Washer System  
Windshield Wipers

#### Canvas (Sunbrella®):

Aft Curtain  
Aft Sunshade  
Bimini Top w/Boot & Vertical Storage  
Canvas Storage Bag  
Front Curtains  
Side Curtains

#### Windlass System:

Anchor, Galvanized  
Anchor Chute, Stainless Steel  
Anchor Rope/Chain Storage w/Hatch  
Anchor Washdown Spigot w/Hose  
Windlass, Rope/Chain w/Foot Switches  
(Lofrans Progress I)

#### Certifications:

Meets Applicable USCG & ABYC Standards  
NMMA Certification

#### COCKPIT FEATURES

Beverage Holders (3)  
Carpet Liner, Snap-In  
Cockpit Sole/Hatch, Electrically Actuated -  
Raises for Engine Room Access  
Door, Cabin Entry (Sliding & Lockable) - Acrylic  
Door, Transom  
Floor Liner, Fiberglass - Self-Bailing  
Icemaker, 120V  
Lighting, Indirect  
Outlet, 12V Accessory  
Outlet, 120V GFI Protected  
Seating, Aft Bench  
Seating, Aft-Facing Bench w/Storage Below  
Seating, Companion Bench w/Molded Fiberglass  
Storage Base & Euro-Style Backrest  
Seating, Helm - Custom Euro-Style w/Flip-Up  
Thigh-Rise Bolster, Armrests & Heavy-Duty Pedestal  
w/Slide, Swivel & Pneumatic Vertical Adjustment  
Ship's Bell  
Sport Spoiler, Molded Fiberglass (Seamless)  
w/Overhead Lighting  
Steps, Molded Deck Access  
Storage, Side Panels  
Table, Cockpit w/Designated Storage  
Wet Bar w/Sink, Faucet, Stainless Steel Handrail,  
Trash Receptacle & Storage Cabinet - Port

#### CABIN FEATURES

Carbon Monoxide Monitors  
Carpet, Deep-Pile BCF - 44-Ounce  
Carpet Runners, Interior (Sunbrella®)  
Curtains & Drape Trim  
Handrails, Elliptical Stainless Steel  
Interior Finish - Blossom Cherry  
(also available in Natural Maple)  
Lighting, 12V Halogen  
Lighting, 12V Indirect  
Outlet, 12V Accessory  
Outlet, Phone  
Outlets, 120V GFI Protected  
Pillows, Accent  
Polished Chrome Outlet & Switch Plates  
Stereo, 12V AM/FM Single CD w/6-Disc CD Changer,  
Amplifier, Subwoofer, Speakers (8), Digital Cockpit  
Remote Control & Speaker Selector Switches  
(Clarion®)  
Storage, In-Floor  
Wood Trim, Handcrafted

#### Salon:

Mirror, Wall Accent  
Seating, L-Shaped Sofa w/Electrically Operated  
Slide-Out Bed (Ultraleather HP™)  
Storage, Gunwale Cabinets  
Table, Salon (Movable) Hi-Lo w/Wood-Accent  
TV/VCR/Radio Combo, 13" - 120V  
w/Remote, Coax Outlet & Gain Control Panel

#### Galley:

Coffemaker, 120V (Spacemaker™)  
Countertop, Molded Fiberglass w/Granite-Colored  
Gel-Coat, Sink, Single-Lever Grohe® Faucet &  
Corian® Sink Cover  
Microwave, 120V  
Power Vent, 12V  
Refrigerator/Freezer, Upright - Dual-Voltage -  
120V/12V  
Storage, Drawers w/Cutlery Insert  
Storage, Upper & Lower w/Designated Plate &  
Glass Storage  
Stove, 120V Recessed Three-Burner w/Corian® Cover  
Trash Receptacle w/Chute & Corian® Cover

#### Forward Stateroom:

Bed, Full-Size w/Innerspring Mattress, Pillows,  
Sheets, Coordinated Spread & Drawer Storage  
Below  
Door, Privacy  
Hanging Locker w/Light & Mirrored Door -  
Starboard  
Hanging Locker, Full-Length w/Light, Mirrored Door  
& Drawer Storage - Port  
Mirrored Rope Locker Bulkhead  
TV/VCR/Radio Combo, 13" - 120V  
w/Remote & Coax Outlet

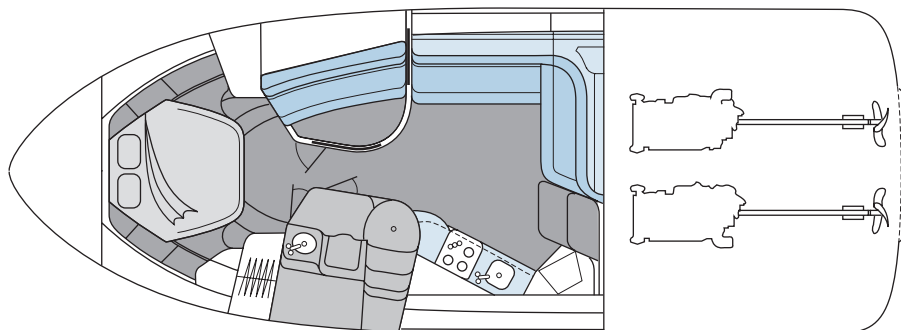
#### Guest Stateroom:

Bed, Fold-Down Bunk  
Doors, Privacy - Curved Sliding Pocket  
Filler Cushions (Extends Lower Bunk)  
Seating, Sofa w/Storage Below - Converts to Bed  
w/Pillows & Coordinated Spread  
Storage, Cabinet - Upper

#### Head/Shower:

Clothes Hook  
Door, Privacy - Access from Forward Stateroom  
Door, Privacy - Access from Salon  
Handrails, Elliptical Stainless Steel  
Head w/Fiberglass Settee Lid (VacuFlush®)  
Power Vent, 12V  
Shower w/Seat, Adjustable Shower Wand &  
Circular Acrylic Door  
Storage, Cabinet - Shower  
Storage, Medicine Cabinet - Mirrored  
Storage, Towel Cabinet - Mirrored  
Vanity w/Corian® Countertop, Sink, Grohe® Faucet &  
Storage Below

NOTE: Boats which are ordered with 220V/50 Cycle Electrical Systems will be installed with the appropriate appliances in the corresponding voltage.



Cabin Layout

VR

For a virtual reality  
tour of this boat visit  
[www.searay.com](http://www.searay.com)

## TECHNICAL

### Control Station:

Alarms, Engine - Oil, Water & Transmission Oil  
Alarms, High-Water - Bilge & Cabin  
Compass  
Emergency Start System - Engines  
Gel-Coated Dash - Tan  
Horns, Air (Concealed) - Dual Trumpet  
Panel, Instrument - High-Gloss Burl  
Panel, Switch (Backlit) - High-Gloss Burl  
Shift & Throttle Controls w/Gold Knobs  
SmartCraft™ Diagnostics:  
Instrumentation, Custom Sea Ray® SmartCraft  
4-in-1 Multigauges (2) w/Low-Glare Blue Night  
Lighting & Chrome Bezels (Includes:  
Fuel Level, Oil Pressure, Voltmeter,  
Water Temperature)  
SmartCraft System View (Includes: Air &  
Water Temperature, Combined Fuel Flow/  
Range, Depth, Engine Alarms/Hourmeters,  
Engine Synchronizer, GPS Interface,  
System Maintenance Records)  
Spotlight w/Dual Halogen Bulbs -  
Remote-Controlled (ACR®)  
Steering, Hydraulic  
Steering, Tilt Wheel  
Steering Wheel, Wood-Accent  
Switches, Illuminated Weatherproof Rockers &  
Dimmer Control  
Systems Monitor, Digital LCD - for Engine  
Diagnostics & Pump Monitoring

### Electronics:

Electronics Circuit w/Ground Plate, 50 Amp/12V  
GPS (Raymarine RayNav 300 GPS)  
w/WAAS Differential Sensor  
VHF Radio (Raymarine 230) w/Remote Speaker &  
8' Fiberglass Antenna

### Electrical Systems:

Batteries (5) w/Trays & Switches  
Battery Charger/Converter, 120V/40 Amp/12V  
Isolators, Galvanic (2)  
Panel, Circuit Breaker - Remote  
Panel, DC Main Breaker  
Panel, Main Distribution - AC  
Panel, Main Distribution - DC  
Shore Power, Dual 30 Amp/120V/60 Cycle  
w/50' Cords & Adapters  
TV/Phone Inlet w/TV Antenna, TV Shore Cord &  
Phone Shore Cord  
Wiring, Color-Coded w/Chafe Protection

### Generator:

Remote Start w/Muffler, Freshwater Cooling,  
Fuel Filter, Seacock & Seawater Strainer  
120V/60 Cycle  
7.0 kW Gas  
(Generator manufacturer and size may vary due  
to product availability.)

### Air Conditioning/Heating:

Zone-Controlled Reverse-Cycle System  
(19,000 BTU)  
Custom Integral Vent System

### Engine Room:

Bilge Pumps, 12V Automatic (2)  
Bilge Pumps, 12V Automatic High-Water  
(1 Bilge, 1 Cabin)  
Blowers, 12V Bilge (2)  
Engine Drip Sumps  
Exhaust, Underwater - Patented  
Fire Suppression System - Automatic w/Manual Pull  
Freshwater Cooling  
Gel-Coated Engine Room, Oyster  
Insulation, Engine Room - 2" w/Vinyl Barrier  
Lighting, 12V  
Oil Changer System - Engines & Generator  
(Diesel Only)  
Step, Engine Room Access - Diamond Plate

### Fuel System:

Fuel Filters, Remote - Diesel (Racor®)  
Fuel Lines, USCG - Type A-1  
Fuel Tanks, Aluminum w/Anti-Siphon Valves &  
Electric Sending Units (2)

### Water System:

Freshwater Washdown Spigot - Transom  
Pressure Water System w/12V Pump  
Shower, Cockpit - Hot & Cold  
Water Heater, 120V (8.5-Gallon)  
Water Inlet, Dockside  
Water Tank (100-Gallon)

### Waste Systems:

Head System (VacuFlush®)  
Holding Tank Level Indicators - MDP & Heads  
Holding Tank w/Dockside Pump-Out (42-Gallon)  
Sump Box w/Pumps - Automatic

### Underwater Gear:

Bonding System w/Zinc Hull Plate  
Propeller Shafts, 1 1/2" Stainless Steel (2) -  
Aquamet 19 (Gas)  
Propeller Shafts, 2" Stainless Steel (2) - Aquamet 22  
(Diesel)  
Propellers, Nibral 4-Blade Cup  
Rudders, Manganese-Bronze w/Stainless Steel Posts  
Seacocks on all Underwater Fittings  
Seawater Strainers  
Shaft Logs, Dripless w/Extra Seal Carrier Kit  
Struts, Manganese-Bronze  
Trim Tabs, Hydraulic

## STANDARD PROPULSION

T-8.1 S Horizon MerCruiser® Gasoline Inboards  
(T-370 hp - 276 kW)

## Options/Accessories

## OPTIONAL PROPULSION

### Twin Diesel Inboards:

T-Cummins® 6CTA 8.3M  
(T-417 hp - 311 kW)

(SmartCraft Systems N/A on Diesel Engine  
Applications.)

## GENERATOR OPTIONS

### Includes Remote Start w/Muffler, Freshwater Cooling, Fuel Filter, Seacock & Seawater Strainer

220V/50 Cycle (Int'l)

5.0 kW Gas

120V/60 Cycle

7.6 kW Diesel

220V/50 Cycle (Int'l)

5.7 kW Diesel

(Generator manufacturer and size may vary due  
to product availability.)

## RAYMARINE ELECTRONICS OPTIONS

Autopilot (Raypilot ST-7001+)

Radar, RL80C Plus w/Open Array

Radar, RL80CRC Plus w/Built-In Raychart & GPS  
(10" Color LCD w/4 kW Open Array)

## INDIVIDUAL OPTIONS

Bait Center w/Fold-Down Seats & Livewell -

Aft Cockpit

Bow Thruster

Canvas, Black (in lieu of Std. Colors)

Canvas, Dash Cover

Gray Water System

Hardtop, Fiberglass w/Full Enclosure

Macerator w/Seacock Interlock System

Refrigerator, 120V/60 Cycle - Cockpit

(in lieu of Std. Ice-maker)

Rod Holders (2)

Sea Ray® Navigator, 10.4" PC Chartplotter

w/Sunlight Viewable Touch Screen LCD

Stools (for Salon Table)

Sun Pad, Electric - Cockpit

Sun Pad, Forward Deck

Synchronizer, Engines (w/Gas or Diesel)

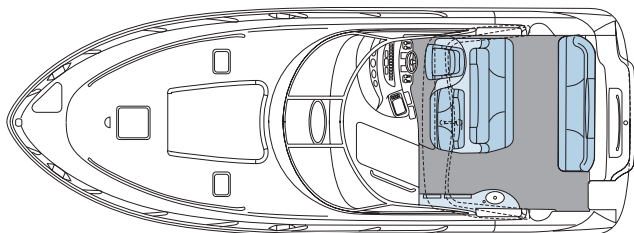
Vacuum System, Central - 120V/60 Cycle (Beam®)

Windlass, All-Chain (in lieu of Std. Rope/Chain)

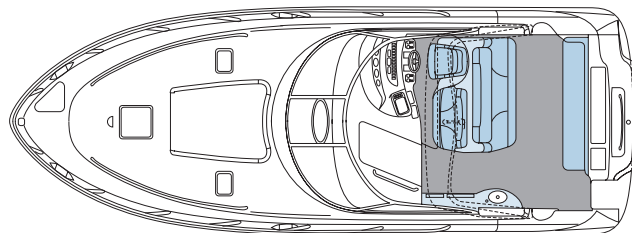
(Lofrans Progress I)

CE Option

NOTE: Boats which are ordered with 220V/50 Cycle Electrical Systems will be installed with the appropriate appliances in the corresponding voltage.



Standard Cockpit Layout



Optional Cockpit Layout w/Bait Center & Fold-Out Seats



# 410 Express Cruiser

2003



In the salon, an L-shaped sofa provides lounging room for family and friends. The cocktail table adjusts to dining height for meals. For overnight guests, touch a button and an electric slide-out bed converts the sofa to comfortable sleeping accommodations.



The spacious galley is fully equipped with refrigerator/freezer, three-burner electric stove, sink and microwave oven. High-gloss wood cabinets, faux granite countertops and generous storage provide a beautiful environment for the chef. The TV/VCR/radio can be easily enjoyed from the salon and guest stateroom.



The forward stateroom has a full-size pedestal bed with innerspring mattress with plenty of storage underneath for blankets, extra bedding and other large bulky items. There's a built-in TV/VCR/radio combo, two large hanging lockers with mirrored doors and a private entrance to the head.



Perfect for children or extra guests, the guest stateroom converts quickly to twin bunks or can be used as additional salon seating. A sliding pocket door provides privacy.

Temperature: 78°. Wind: SSW at four knots. Waves: one foot. Another perfect Sea Ray day. Just the kind of day for the 410 Express Cruiser. Powered by twin 8.1 S Horizon MerCruiser® gas inboards, this sport yacht has everything you ever dreamed of to get the most out of big water. And with a luxurious interior that sleeps many, you'll get the most out of entertaining family and friends, as well.



The helm of the 410 Express Cruiser features luxurious high-gloss burl instrument panels, a wood-accent steering wheel and all the very latest in navigational technology.



A feature in the cockpit is Sea Ray's optional electric cockpit sun pad that converts seating space to sunning space by simply pressing a button.

Sea Ray Boats, Inc., 2600 Sea Ray Blvd., Knoxville, TN 37914. For information call 1-800-SRBOATS or fax 1-865-213-7878. Internet address: <http://www.searay.com>

Note: Not all accessories shown in pictures or described herein are standard equipment or even available as options. Options and features are subject to change without notice.

Not all model year boats may contain all the features or meet the specifications described herein. Confirm availability of all accessories and equipment with an authorized Sea Ray dealer prior to purchase. Printed in the U.S.A. August 2002 © Sea Ray Boats, Inc. MRP#1691447

