

560 Sedan Bridge

2003



FEATURES

- Fiberglass hardtop with hatch for ventilation.
- Foldaway aft bench seat.
- Molded fiberglass bridge stairs.
- Bridge isenglass enclosure with U-zips.

SEA RAY YACHTS 2003

560 SEDAN BRIDGE

Overall length		
w/std. swim platform	58' 6"	17.83 m
Overall length		
w/opt. swim platform	59' 10"	18.24 m
Beam	16' 0"	4.88 m
Draft (Inboards)	54"	137.2 cm
Dry weight	50,000 lbs	22,680 kg
Fuel capacity	800 gal	3,028 L
Water capacity	200 gal	757 L
Holding tank	68 gal	257.4 L
Dead rise	15°	15°

Sea Ray 

560 Sedan Bridge

2003

Features and Standard Equipment

HULL & DECK FEATURES

Bottom Paint
Bow Rail, 316 Stainless Steel w/Welded Stanchions,
Intermediate Rails & Life Lines
Cleats, Stainless Steel Bollard-Style (8)
Deck Fill Plates, Stainless Steel
Deck Rails, 316 Stainless Steel
Foam-Filled Under Floor Areas
Gel-Coat, Arctic White
Graphics, Striping
Handrails, 316 Stainless Steel
Hatch, Deck Vent - Translucent
w/Locks & Sky Screen Cover (20x20)
Lights, Navigation
Portlights, Stainless Steel (4 Fixed, 4 Opening)
Resin, High-Performance Vinylster
Rub Rail, Heavy-Duty PVC w/Stainless Steel Insert
Storage, Transom Wall - Fenders & Gear
Stringer System, Fiberglass Hatman
Swim Platform, Extended w/Concealed Stainless Steel
Ladder & Grab Handle
Vent System, Engine Room - Integral
Windows, Tilt-Out Deck
Windshield, Bridge Venturi - Aluminum-Framed
Windshield, Tempered/Tinted Glass - Bonded-In

Canvas (Sunbrella®):

Aft Curtain
Canvas Storage Bag
Console Cover
Hardtop Enclosure
Seat Covers
Windshield Shades

Windlass System:

Anchor, Stainless Steel
Anchor Chain Storage w/Hatch
Anchor Chute, Stainless Steel
Anchor Washdown Spigot w/Hose
Windlass, Chain w/Foot Switches

Certifications:

Meets Applicable USCG & ABYC Standards
NMMA Yacht Certification

COCKPIT FEATURES

Carpet Liner, Snap-In
Cockpit, Self-Bailing Fiberglass
w/Gas-Assisted Engine Room Service Hatch &
Pivoting Stainless Steel Engine Room Ladder
Door, Cabin Entry (Sliding & Lockable w/Screen) -
Stainless Steel
Door, Transom
Handrails, 316 Stainless Steel
Lighting, Indirect w/4-Way Switching Capability
Seating, Aft Bench (Foldaway)
Steps, Molded Deck Access
Storage, Aft Coaming
Storage, Side Panels - Port & Starboard

BRIDGE FEATURES

Bridge Plan A:

Beverage Holders, Stainless Steel
Carpet Liner, Snap-In
Handrails, 316 Stainless Steel
Hardtop, Fiberglass w/Overhead Storage, (20x20) Hatch
w/Sky Screen Cover, Stainless Steel Grab Rails, Overhead
Lighting w/Electronic Dimmer & Red Night Lighting
Icemaker, 120V
Lighting, Indirect

Outlet, 12V Accessory
Outlet, 120V GFI Protected
Outlet, Cable TV
Refrigerator, 120V
Seating, Aft Bench
Seating, Helm (2) - Custom Euro-Style w/Flip-Up Thigh-Rise
Bolsters, Armrests & Heavy-Duty Pedestals w/Slides,
Swivels & Pneumatic Vertical Adjustments
Seating, U-Shaped w/Storage Below - Forward
Ship's Bell
Steering Wheel, Wood-Accent
Steps, Molded Bridge Access w/Storage Below
Stereo, 12V AM/FM Single CD w/6-Disc CD Changer,
Amplifier, Subwoofer, Speakers (4 - Bridge, 2 - Cockpit) &
Digital Cockpit Remote Control (Clarion®)
Table, Bridge - Fiberglass
Wet Bar w/Sink, Cooler, Removable Trash Receptacle &
Storage - Forward

CABIN FEATURES

Carbon Monoxide Monitor
Carpet, Deep-Pile Stain-Resistant w/Padding
Carpet Runners, Interior (Sunbrella®)
Curtains, Custom - Throughout
Handrails, Elliptical Stainless Steel
Lighting, 120V Halogen
Lighting, 120V Indirect
Lighting, 120V w/Dimmer Switch
Lighting, 24V Halogen
Outlet, 12V Accessory
Outlets, 120V GFI Protected
Outlets, Phone
Pillows, Accent
Polished Chrome Outlet & Switch Plates
Shades, Fabric Day/Night w/Drape Trim
Vacuum System, Central - Dual Inlet (Beam®)
Wood Package, Cherry or Clear Maple

Salon:

End Table w/Storage Below
Entertainment Center
- Stereo, 120V w/Jewel Cube® Speakers (2),
LS Bass Module & Remotes (Bose® Lifestyle 35) w/DVD
- Storage, Cabinet - CD & Videotapes
- TV, 25" w/Remote, Coax Outlet & Gain Control Panel
- VCR w/Remote

Seating, Sofa w/Pullout Bed (Ultraleather HP™)
Seating, Sofa w/Storage Below (Ultraleather HP™)
Table, Salon/Cocktail - Hi-Lo Granite

Dinette:

Seating, Opposing w/Storage Below
Table, Dinette w/Wood Surface

Galley:

Coffeemaker, 120V (Spacemaker™)
Countertop, Custom-Molded Fiberglass w/Corian® Cutting
Board & Sink w/Single-Lever Grohe® Faucet
Flooring, Wood
Freezer w/Icemaker, 120V Under-Counter (Sub Zero®)
Microwave/Convection Oven, 120V
Outlet, 12V Accessory
Power Vent, 24V
Refrigerator, 120V Under-Counter (Sub Zero®)
Storage, Cabinets - Upper & Lower
(Lazy Susan in Lower Cabinet)
Storage, Drawers w/Cutlery Insert
Storage, Glass & Dish w/Wine Rack
Stove, 240V Recessed Three-Burner w/Corian® Cover
(Kenyon®)
Trash Receptacle w/Chute & Corian® Cover

Master Stateroom:

Bed, Queen-Size w/Innerspring Mattress, Pillows, Sheets,
Coordinated Spread w/Carpeted Storage Below
Door, Privacy w/Full-Length Beveled Mirror
Hanging Locker, Cedar-Lined w/Light & Mirrored Doors (2) -
Starboard
Hanging Locker, Full-Length Cedar-Lined w/Light & Mirrored
Doors (2) - Port
Mirrored Rope Locker Bulkhead - Beveled
Speakers (3) (Bose Acoustimass®)
Storage, Gunwale Cabinets
Storage, In-Floor
TV/VCR/Radio Combo, 13" - 120V w/Remote & Coax Outlet
Vanity w/Corian® Countertop, Beveled Mirrors, Drawers,
Storage Cabinet & Vanity Stool

Master Stateroom Head/Shower:

Bath Accessories, Chrome & Gold
Door, Privacy
Door, Private - Access from Master Stateroom w/Mirror
Flooring, Tile
Handrails, Elliptical Stainless Steel
Head, Large (VacuFlush®)
Mirror w/Corian® Trim
Power Vent, 24V
Shower w/Seat, Adjustable Shower Wand &
Circular Acrylic Door
Storage, Cabinet - Upper
Storage, Medicine Cabinet - Mirrored
Vanity w/Solid Surface Countertop, Solid Surface Sink
w/Grohe® Faucet, Mirrors & Storage Below

Port Guest Stateroom:

Bed, Lower Bunk w/Innerspring Mattress, Pillows, Sheets,
Coordinated Spread & Drawer Storage Below
Bed, Upper Bunk w/Innerspring Mattress, Pillows, Sheets,
Coordinated Spread & Drawer Storage Below
Hanging Locker, Cedar-Lined w/Light
Skylight, Circular w/Sunshade
Storage, Cabinet - Upper
Storage, In-Floor
TV/VCR/Radio Combo, 13" - 120V w/Remote & Coax Outlet
Washer/Dryer Combo w/Drawer Below, 120V

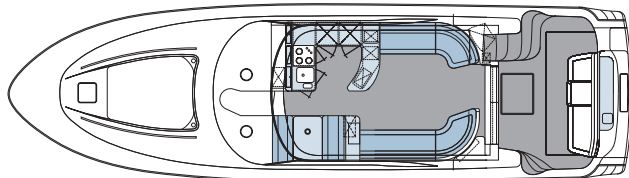
Starboard Guest Stateroom:

Bed, Full-Size w/Innerspring Mattress, Pillows, Sheets,
Coordinated Spread & Carpeted Storage Below
w/Gas-Assisted Hatch
Hanging Locker, Cedar-Lined w/Light
Mirrors - Throughout
Skylight, Circular w/Sunshade
Storage, In-Floor
TV/VCR/Radio Combo, 13" - 120V w/Remote & Coax Outlet
Vanity w/Corian® Countertop, Mirror, Drawers & Vanity Stool

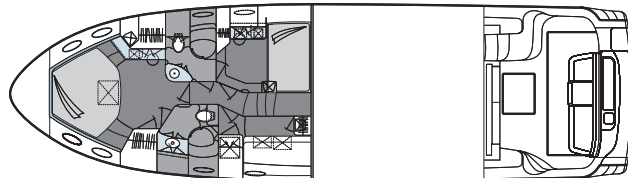
Guest Head/Shower:

Bath Accessories, Chrome & Gold
Door, Privacy - Access from Hallway
Door, Private - Access from Starboard Guest Stateroom
w/Full-Length Mirror
Flooring, Tile
Handrails, Elliptical Stainless Steel
Head, Large (VacuFlush®)
Mirror w/Corian® Trim
Power Vent, 24V
Shower w/Seat, Adjustable Shower Wand &
Circular Acrylic Door
Storage, Medicine Cabinet - Mirrored
Vanity w/Solid Surface Countertop, Solid Surface Sink
w/Grohe® Faucet, Mirrors & Storage Below

NOTE: Boats which are ordered with 220V/50 Cycle Electrical Systems will be installed with the appropriate appliances in the corresponding voltage.



Upper Cabin/Cockpit Layout



Lower Cabin Layout

TECHNICAL

Control Station:

Alarms, Bilge Temperature to Systems Monitor
Alarms, High-Water - Bilge
Bow Thruster, 24V
Compass
Emergency Engine Stop
Emergency Start System - Engines
Horn, Air - 24V w/Accumulator Tank
Instrumentation

- Fuel (3)
 - Multigauge (4-in-1) (2)
 - Gear Temperature (2)
 - Oil Pressure (2)
 - Voltmeters (2)
 - Water Temperature (2)
 - Tachometers w/LCD Hourmeters (2)
- Panel, Switch (Backlit) - High-Gloss Burl
Panels, Instrument - High-Gloss Burl
Shift & Throttle Controls, Electronic - Single-Lever
Spotlight w/Dual Halogen Bulbs - Remote-Controlled (ACR®)
Steering, Hydraulic - Power-Assisted
Steering, Tilt Wheel
Steering Wheel, Wood-Accent
Switches, Illuminated Weatherproof Rockers &
Electronic Dimmer Control
Systems Monitor, Digital LCD - for Engine Diagnostics &
Pump Monitoring

Electronics:

Electronics Circuit w/Large Ground Plate, 50 Amp/12V
Raymarine Tridata ST-60
(Depth Finder, Speed/Sumlog, Water Temperature)
Telephone/Intercom System w/Antenna
VHF Radio (Raymarine 230) w/Remote Speaker &
8' Fiberglass Antenna

Electrical Systems:

Batteries, 8-D w/Boxes (4) & Group 27 For Genset (1)
Battery Charger/Converter, 120V/10 Amp/12V
Battery Charger/Converter, 120V/50 Amp/24V
Battery Charger Overcurrent Protection
Battery Equalizer, 50 Amp (2)
Battery Solenoid Switches, 12V (2), 24V (2)
Inlet, Cable Television w/Cord
Isolators, Galvanic (2)
Panel, Circuit Breaker - Remote
Panel, DC Main Breaker
Panel, Main Distribution - AC
Panel, Main Distribution - DC
Shore Power, Cablemasters (Glendinning)
50 Amp/240V/60 Cycle & 50 Amp/120V/60 Cycle
w/50' Cords & Wireless Remotes
Transformers, Shore Power Isolation (2) -
50 Amp/120V/60 Cycle & 50 Amp/240V/60 Cycle
Wiring, Color-Coded w/Chafe Protection

Generator:

Remote Start w/Muffler, Freshwater Cooling, Fuel Filter,
Seacock & Seawater Strainer w/Battery
240V
20.0 kW Diesel w/Sound Shield
(Generator manufacturer and size may vary due to
product availability.)

Air Conditioning/Heating (Cabin):

Zone-Controlled Reverse-Cycle System, 240V
(49,000 BTU)
Custom Integral Vent System

Air Conditioning/Heating (Bridge):

Reverse-Cycle System, 240V
(24,000 BTU)

Engine Room:

Bilge Pumps, 24V Automatic (2 Bilge, 1 Fwd Cabin)
Bilge Pumps, 24V Automatic High-Water
(1 Fwd Bilge, 1 Aft Bilge)
Engine Drip Sumps
Exhaust, Power Pac/Lift System Mufflers & Sound Insulation
Fan
Fire Extinguishers
Fire Suppression System - Automatic (Dual)
w/Diesel Shutdown, Override & Manual Pull
Flooring, Fiberglass Diamond Plate
Freshwater Cooling
Gel-Coated Engine Room, White
Insulation, Engine Room - 2" w/Vinyl Barrier
Ladder, Stainless Steel - Removable/Swing-Away
Light, Cord Reel
Lighting, 24V
Oil Changer Systems - Engines, Transmissions & Generator
Storage Rack
Synchronizer, Engines
Ventilation, Air/Water Separating System (Delta "T")

Fuel System:

Crossover Fuel System
Fuel Filters (3) (Racor®)
(2) 75-1000MAX (Dual) for Engines
(1) 500MA for Generator
Fuel Lines, USCG - Type A-1
Fuel Tanks, Aluminum w/Electric Sending Units (2)

Water System:

Freshwater Hose & Spigot - Engine Room
Freshwater Washdown & Dockside Inlet
w/Cockpit Shower - Hot & Cold
Pressure Water System w/Dual 24V Pumps
Water Heater, 240V (18-Gallon)
Water Manifold System
Water Tank (200-Gallon)

Waste Systems:

Cabin Sump Pump, 24V - Shower/Air Conditioning
Condensate
Central Drain System
Head System (VacuFlush®)
Holding Tank Level Indicators - MDP & Heads
Holding Tank w/Dockside Pump-Out (68-Gallon)
Macerator w/Seacock Interlock System

Underwater Gear:

Bonding System w/Large Zinc Hull Plate
Propeller Shafts, 3" Stainless Steel (2) - Aquamet 22
Propellers, Nibral 4-Blade Cup
Rudders, Manganese-Bronze w/Stainless Steel Posts
Seacocks On All Underwater Fittings
Seawater Strainers
Shaft Logs, Dripless w/Extra Seal Carrier Kit
Struts, Manganese-Bronze
Trim Tabs, 24V Hydraulic Transom-Mounted, Heavy-Duty,
Dual Rams w/Pump

STANDARD PROPULSION

T-MAN 2840LE4 V10 Diesel Inboards
(1:1005 hp - 749 kW)

Options/Accessories

GENERATOR OPTION

220V/50 Cycle (Int'l)
16.0 kW Diesel w/Sound Shield
(Generator manufacturer and size may vary due to
product availability.)

RAYMARINE ELECTRONICS OPTIONS

Autopilot (Raypilot ST-7001+)
Radar, RL80C Plus w/Open Array

INDIVIDUAL OPTIONS

Bridge Plan B w/Hardtop
(Includes Bridge A/C & Full Enclosure)
Canvas, Black (in lieu of Std. Colors)
Canvas, EZ2CY Enclosure (Front & Side Curtains)
Carpet Upgrade (Fabrica)
Countertops, Solid Surface - Galley
DSS Satellite TV System
Flooring, Granite - Galley
Flooring, Teak - Cockpit
Icemaker, 120V (U-Line) - Salon
Live Baitwell System
Propellers, Spare w/holders (Pair)
Sea Ray® Navigator, 12.1" PC Chartplotter
w/Sunlight Viewable Touch Screen LCD
Seating, Aft Cockpit Full Bench w/Storage Below &
Canvas Cover
Sun Pad, Forward Deck - Recessed
Swim Platform, Hydraulic Marine Lift
w/Concealed Stainless Steel Ladder
w/Remote & Manual Pump
Table, Cockpit - Fiberglass
Telephone, Satellite
Transformer, Shore Power Isolation Boost -
50 Amp/240V/60 Cycle
TV, LCD Flat Screen - Salon
TV, LCD Flat Screen w/DVD - Master Stateroom
Water Filtration System (for Galley & Icemakers)

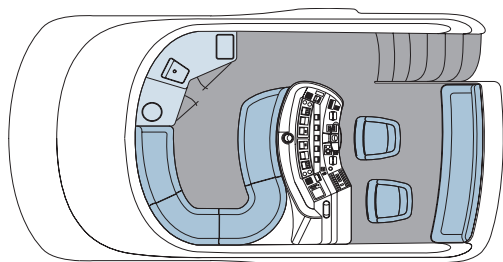
DELIVERY OPTIONS

CE Option
Compass Calibration
Export Package (Int'l) (Available By Special Request)
Marine Insurance (Int'l) (Available By Special Request)
Shipside Water Delivery To Restricted Ports (Florida Only) -
Includes Shipping Cradle, Winterization, Packing & Shrink
Wrap (Safety Package Must Be Selected When Ordering
This Option)
Water Delivery - Includes Fuel & Safety Package

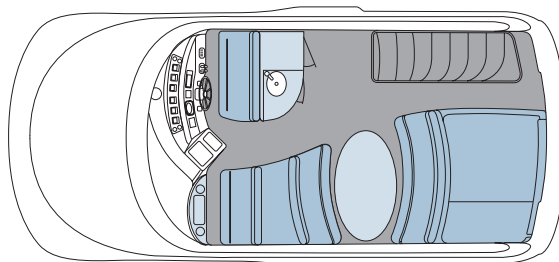
VR

For a virtual reality tour
of this boat visit
www.searay.com

NOTE: Boats which are ordered with 220V/50 Cycle Electrical Systems will be installed with the appropriate appliances in the corresponding voltage.



Bridge Layout (Plan A)



Bridge Layout (Plan B)

560 Sedan Bridge

2003



The handsome bridge is designed for those owners who delight in the company of friends. There's plenty of room for family and guests, and a full wet bar with refrigerator and icemaker ensures unlimited refreshment choices.



The spacious cabin contains a massive 10-foot wraparound sofa with sleeping accommodations for two. Large windows provide a full panoramic view of your surroundings.



The bright, open galley with wood flooring has all the latest appliances, including a recessed three-burner stove, microwave/convection oven, under-counter refrigerator and freezer with icemaker, plus a coffemaker.

The Sea Ray 560 Sedan Bridge will make an exceptional and lasting impression on all who see her, for she unites in harmony the unabashed luxury and highly functional technology sought by discerning yachtsmen around the world.



The spacious master suite includes a queen-size bed with innerspring mattress and custom coordinated linens, TV/VCR/radio combo and Bose® speakers, vast storage space, plus a private head and shower with all the conveniences of home.



Seated comfortably at the helm on the huge 22-foot flybridge, the captain surveys a broad dash with full instrumentation and room to add even more navigational equipment.



The cockpit has a fold-up bench seat or optional wraparound seating and large storage compartments. Built-in brackets in the optional extended hydraulic lift swim platform hold a personal watercraft. Cockpit shown with optional teak flooring.

Sea Ray Boats, Inc., 2600 Sea Ray Blvd., Knoxville, TN 37914. For information call 1-800-SRBOATS or fax 1-865-213-7878. Internet address: <http://www.searay.com>

Note: Not all accessories shown in pictures or described herein are standard equipment or even available as options. Options and features are subject to change without notice.

Not all model year boats may contain all the features or meet the specifications described herein. Confirm availability of all accessories and equipment with an authorized

Sea Ray dealer prior to purchase. Printed in the U.S.A. August 2002 © Sea Ray Boats, Inc. MRP#1691457

